

**Public Consultation Summary:
Port Credit Youth Engagement April 8, 2008.**

1.0 Introduction:

On Tuesday April 8, 2008, staff from the City of Mississauga, in conjunction with consultants Brook McIlroy Inc./Pace Architects, visited Riverside Public School to conduct a workshop for the Port Credit District.

1.1 Who participated in the workshop?

Twenty-six grade 8 students from Mr. Billings class took part in the workshop.

1.2 What was presented?

The workshop began with a presentation by Brook McIlroy Inc./Pace Architects. The presentation included the following:

- Study Team Purpose
- Community Characteristics
 - Context
 - Primary Physical Elements
 - Green Spaces and Natural Areas
- Quality of Great Waterfront Community
 - Sustainable: Environmentally Responsible
 - Connected to the Water
 - Balanced Use of Natural Areas
 - Streets for People
 - Heritage
 - Year Round Use
 - Options for Travelling
 - Built Form
 - Active Building Uses
 - Activities For All Ages



**Please Note: The Place Making Workshop materials are available on-line at:
www.mississauga.ca/lakeviewportcreditreview**



2.0 Workshop

The purpose of the Youth Engagement Workshop was to understand how youth utilize their community and determine preferences for shaping the future of the Port Credit community. Each table initiated discussion by describing the top three things they love about their community, with further topics of discussion outlined on a worksheet. The following is an outline of the workshop's objectives:

- Tell Us About Your Community
 - What is important to you in your community and what makes it special?
 - What do you like/dislike about your community?
 - What is missing in your community?

Groups were asked to make notes of their ideas on the worksheets provided and utilize a series of precedent photographs to illustrate their preferred urban design elements under the headings:

- Favourite public spaces and parks
- Favourite buildings
- Things we don't like

At the end of the workshop, each group presented their recommendations and discussion items.

2.1 Discussion Items Summary: Please also refer to section 2.2 Worksheets

Group 1 Comments

Tell Us About Your Community

- A) What is important to you in your community and what makes it special?
- Everything should be environmentally friendly.
 - Festivals.
 - Places to use a computer.
 - Waterfront and Credit River parks.
- B) What do you like/dislike about your community?
- Like the people, many people know each other.
 - We generally feel safe.
 - Like the School.
 - We like that we can walk and bike to where we want to go – friends are close by.
- C) What is missing in your community?
- Places to eat for younger age groups.
 - Animal Shelter.
 - A place to play paintball.
 - ATV/BMX/skateboard park in addition to the one at the arena.
 - Marine Land type facility.

Please Note: The Place Making Workshop materials are available on-line at:
www.mississauga.ca/lakeviewportcreditreview

Group 1 Selected Images



Students selected images that showed active outdoor places such as sport courts, bike lanes and trails, concerts, urban waterfront and skateparks. Images showing environmentally positive features such as permeable pavers, higher order transit, roof gardens and solar panels were selected.

Places We Like to Visit:

- Shawnmarr Park.
- Rhododendron Gardens.
- Waterfront Extension trail.
- JC Saddington Park.
- Harbour Marina.

Please Note: The Place Making Workshop materials are available on-line at: www.mississauga.ca/lakeviewportcreditreview



- Memorial Park East.
- Arena.
- Neighbourhood school playground.
- Downtown Port Credit.

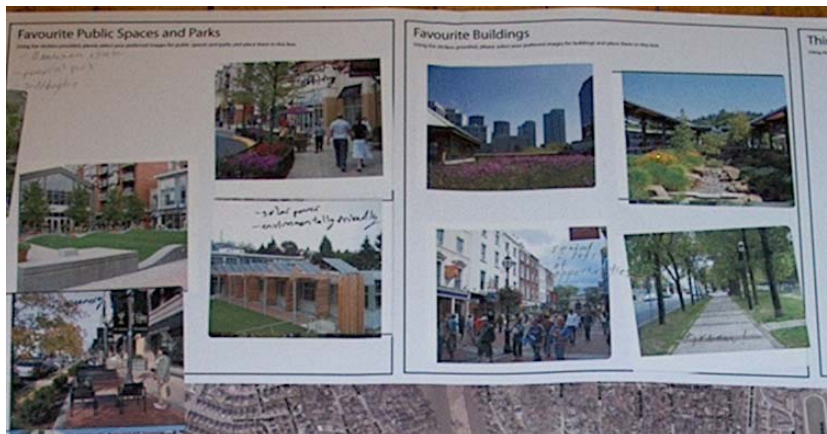
Group 2 Comments

Tell Us About Your Community

- A) What is important to you in your community and what makes it special?
- People are friendly.
 - Homey and small scale. It is not like the rest of the City.
 - There are a lot of natural areas with trails.
 - Everything is close together – schools, shops, houses, waterfront.
 - Library is close by and near the waterfront.
 - There are a lot of trees.
 - Close to the pool.
 - Texaco land could be made into a big park.
 - Able to picnic in lots of places.
- B) What do you like/dislike about your community?
- Many places lack trees.
 - Greenery near buildings.
 - Polluted and smelly water.
 - Can't swim in lake.
- C) What is missing in your community?
- Hobby shops.
 - Bigger skateboard parks that include bikes.
 - Large fountains or water feature.
 - Outdoor skating rink like City Hall.
 - More parks
 - Places to eat e.g. McDonalds

***Please Note: The Place Making Workshop materials are available on-line at:
www.mississauga.ca/lakeviewportcreditreview***

Group 2 Selected Images



Images showing roof and rain gardens were selected as favourite buildings. Tree planted, landscaped and active pedestrian oriented spaces were also selected.

Students liked the idea of solar panels.



Students indicated that they did not like certain building types.

Group 3 Comments:

Tell Us About Your Community

A) What is important to you in your community and what makes it special?

- The many different parks.
- Everything is based on one main road (Lakeshore Road).
- The Waterfront Festival.
- The closeness to the lake.
- The balance of urban and rural.
- History.
- Not too crowded.
- The environment – cleanliness of the water and the Lake.

Please Note: The Place Making Workshop materials are available on-line at: www.mississauga.ca/lakeviewportcreditreview



B) What do you like/dislike about your community?

- Dislike the traffic
- Crappy buildings and cars.
- Like the restaurants and parks.
- Nothing, it's perfect!
- Can't swim in the lake.

C) What is missing in your community?

- Soccer fields.
- McDonalds.
- Paintball.
- Community Centre.
- Bigger outdoor pool.
- Hiking trails.
- Skating arena open all year.
- Youth-gearred restaurants.
- Large fountains.
- Amusement park e.g. like Marineland.
- Shopping centre/mall.
- Cleaner water.
- Animal shelter.
- Better transportation.
- Mountain biking trails.
- More festivals.
- Better library services.
- ATV/Skateboard park.

***Please Note: The Place Making Workshop materials are available on-line at:
www.mississauga.ca/lakeviewportcreditreview***

Group 3 Selected Images




Images selected for favourite public spaces and parks included active places like skateboard, basketball and skating facilities.

Students liked landscaped and people oriented streets.

Images that showed unique places to gather and places to display amateur art were selected.

Selected images for waterfront spaces indicated that students liked a variety of spaces along the waterfront.



Students seemed to prefer buildings that were constructed of natural materials such as brick and stone.

Preferred images showed active ground floor uses such as cafes and retail space.

Images selected as favourites often included tree canopy.

Places We Like to Visit:

- JC Saddington Park
- Harbour Marina

Please Note: The Place Making Workshop materials are available on-line at: www.mississauga.ca/lakeviewportcreditreview



port credit & lakeview

District Policies Review Public Engagement Process

City of Mississauga

- St. Lawrence Park
- Hiawatha Park
- Local School playgrounds
- Adamson Estate
- Lakefront Promenade
- Library
- Memorial Park East

2.2 Worksheets

Group 1



**Please Note: The Place Making Workshop materials are available on-line at:
www.mississauga.ca/lakeviewportcreditreview**

port credit & lakeview

District Policies Review
Public Engagement Process

City of Mississauga

Group 2




**Please Note: The Place Making Workshop materials are available on-line at:
www.mississauga.ca/lakeviewportcreditreview**

port credit & lakeview

District Policies Review Public Engagement Process

City of Mississauga

Group 3



Please Note: The Place Making Workshop materials are available on-line at: www.mississauga.ca/lakeviewportcreditreview