



Hazel McCallion, C.M., LL.D.

Mayor's Update



To Businesses – Spring 2010

This update contains important information on our key priorities and the 2010 City budget.

Economic Development Strategy

Mississauga is a city that values a strong global business future and fosters a prosperous and sustainable economy. While taking time to meet with a number of small and mid-sized businesses in the community, I learned more about some of the key challenges faced by businesses.

To better support our business community, the City's Economic Development Office is working on a 10-year strategy that will address these challenges and focus on ways to support and grow Mississauga's business core. The Economic Development Strategy will address ways to develop talent, attract innovative business, meet employment needs and create partnerships for innovation. As well, it will look at ways to provide the infrastructure, network of services and opportunities that your businesses require to thrive.

Cultivating creative and innovative business is one of the five main pillars for change in our City's Strategic Plan. As we continue to deliver on the Strategic Plan, we are most excited about entering into a partnership with Sheridan College to bring a new campus to our downtown core. The campus brings with it tremendous economic benefits and a vibrancy that will begin to transform our downtown. The college will offer a creative pool of talent to support the growth of strong innovative businesses in our City.

Much of the feedback from the business community indicates that you expect to see an increase in employment in the coming years. Hopefully a number of those opportunities will include summer positions for students. This year I issued a challenge to our business community to hire two additional students this summer. Mississauga is known for offering employers the diverse and skilled workforce they are looking for, which

comes from investing in our human capital. Take the time to hire a young person.

2010 Business Plan and Budget

The 2010 Business Plan and Budget outlines how Council and staff will address our challenges, deliver on the priorities of our residents and business owners and invest in our capital resources.

City Council works hard each year with staff to prepare an annual Business Plan and Budget. Our key focus is maintaining excellence in our service levels and investing in our future while providing the best value for your tax dollars. It is a tough challenge, but one that we meet head on.

This year, the City will spend \$548 million to deliver programs and enhance services such as transit by providing access to convenient and reliable transportation for residents and employees moving between home and work or school. These service enhancements, along with the maintenance of roads and parks, delivery of recreation programs and library services and emergency response are just some of the services we provide.

Another \$319 million will be spent on capital construction and rehabilitation to ensure our roads, buildings and parks remain in good repair. We are beginning construction on our Bus Rapid Transit (BRT) system and moving forward with the Hurontario Main Street Study which proposes Light Rail Transit (LRT) along Hurontario Street from Port Credit to downtown Brampton. This will provide for the efficient movement of people and goods throughout the City for years to come.

In order to support these initiatives, Council approved a tax increase of 2.3 per cent on the City's portion of the property tax bill. It is important to know that not all your taxes pay for local services. The City of Mississauga receives only 16 cents of every dollar businesses pay on their tax bill to fund all of the services and programs we deliver.

Infrastructure Spending

We were fortunate last year to be able to take advantage of new infrastructure funding as a result of the Federal and Provincial Governments' Infrastructure Stimulus Fund (ISF) and Recreational Infrastructure Canada (RIInC) program. We received \$104 million from the Federal and Provincial Governments, and when combined with the City's contribution of \$65 million, we funded 138 projects.

One of the largest and most exciting of these projects is the revitalization of our Civic Centre and Central Library Square, which will be transformed into a vibrant, people-friendly destination. Other projects include two new indoor pools, four library renovations, road resurfacing, new sidewalks, replaced noise walls, pathway paving and lighting, transit priority lanes and a stormwater pond.

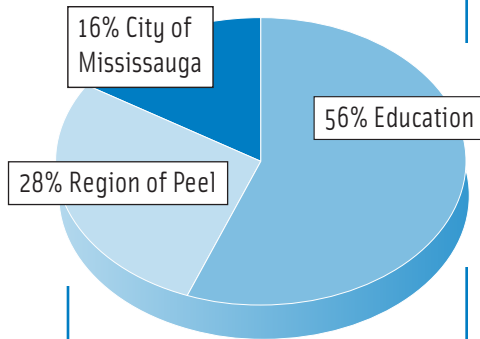
Although the ISF and RIInC programs are stimulating the economy and creating local jobs, our infrastructure deficit is currently estimated to be at least \$1.6 billion over the next 20 years. This is why it is so important for the City to continue to ask the Federal and Provincial Governments to work with municipalities to develop appropriate, sustainable long-term funding options.

Mississauga's business community is critical to our economy. As we continue to balance the needs of our taxpayers with the current economic condition, Council and staff will continue to look for efficiencies. Our Business Plan and Budget provides clear direction for moving Mississauga forward and delivers the best value for your tax dollars.

Hazel McCallion, C.M., LL.D.
Mayor

Breakdown of Your Tax Bill

Your property taxes pay for City of Mississauga services, Region of Peel services and provincial education costs. Only 16% of your taxes go to the City of Mississauga.



Commercial Tax Bill Breakdown

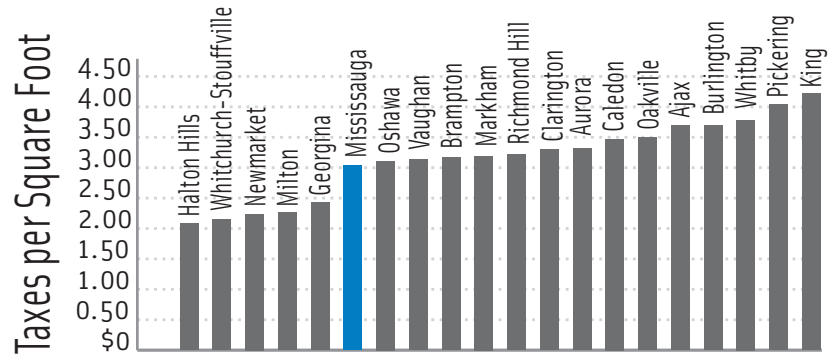
Mississauga Budget

The 2010 City budget includes a gross operating budget of **\$548 million** and a gross capital budget of **\$319 million**.

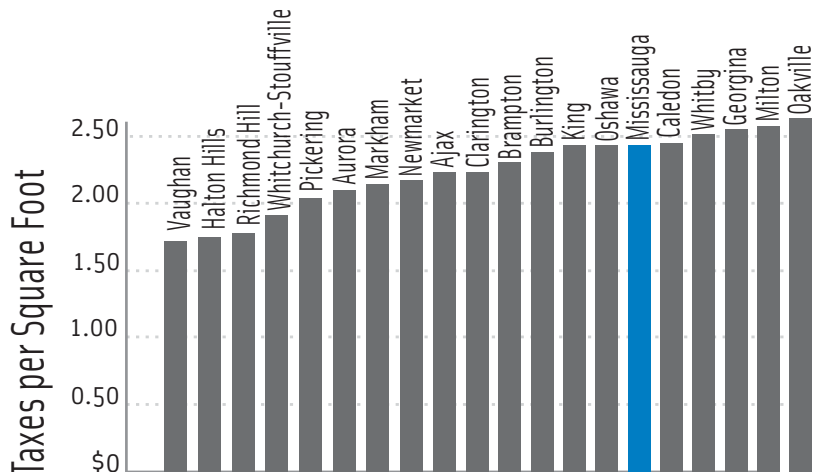
Highlights of the 2010 budget are available at www.mississauga.ca/finance

2010 Municipal Taxes Across the GTA

Office Buildings – 2009



Standard Industrial – 2009



2010 Commercial Tax Impact

Assessment Value	\$500,000	\$1,000,000	\$2,000,000	\$5,000,000
City	\$44 0.37%	\$88 0.37%	\$176 0.37%	\$440 0.37%
Region	\$67 0.57%	\$134 0.57%	\$268 0.57%	\$671 0.57%
Education	- 0.0%	- 0.0%	- 0.0%	- 0.0%
Total	111 0.94%	222 0.94%	444 0.94%	1,111 0.94%

Does not include capping calculations

Your 2010 commercial tax bill consists of three separate components which are calculated individually. The City portion increased by 2.3 per cent and the Region's portion increased by 2.1 per cent and there was no change in the education portion. If you compare your 2009 tax bill to your 2010 tax bill, you will see that your total commercial tax bill has increased overall by .94 per cent.

