

# DOORS OPEN

## Sauuga Kids Explorer Pack #2

This is Part 2 of your Doors Open Mississauga Kids Explorer Pack. Keep it to use when you visit the Doors Open places on October 1st. You can complete all the activities in one place or you can visit a few buildings to complete an activity in each location.

If you can't visit all the buildings and spaces you'd like on that day, many of them are open year round. Download extra copies of this pack and see the list of Doors Open sites and a map at:

[www.mississauga.ca/doorsopen](http://www.mississauga.ca/doorsopen)

Name of building:

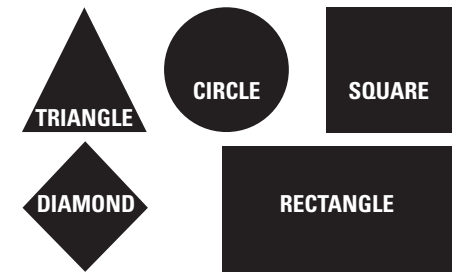
Your name:

Before you go inside, find a safe place to stand to look at the outside. The front of a building is called a façade. From the façade, can you guess what the building is used for?

Find 3 hints to what goes on inside:

1. \_\_\_\_\_
2. \_\_\_\_\_
3. \_\_\_\_\_

The design of a building often includes many shapes. Can you find any of the shapes below in the building?



### What is your favourite building?

**Draw it here:**

Write one reason that makes the building your favourite:

---



---



---

What is your favourite part of the building that you are in now?

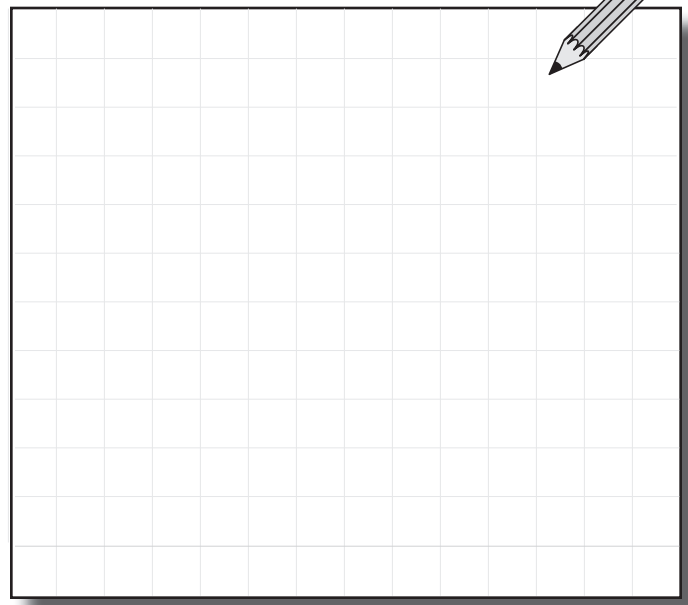
---



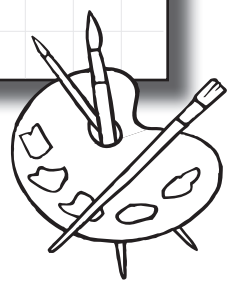

---



---



Now that we have explored this building, its time to draw your own building design in the space below:




I hope you had fun. Keep visiting buildings and spaces in the city as a Doors Open Mississauga Kids Explorer!

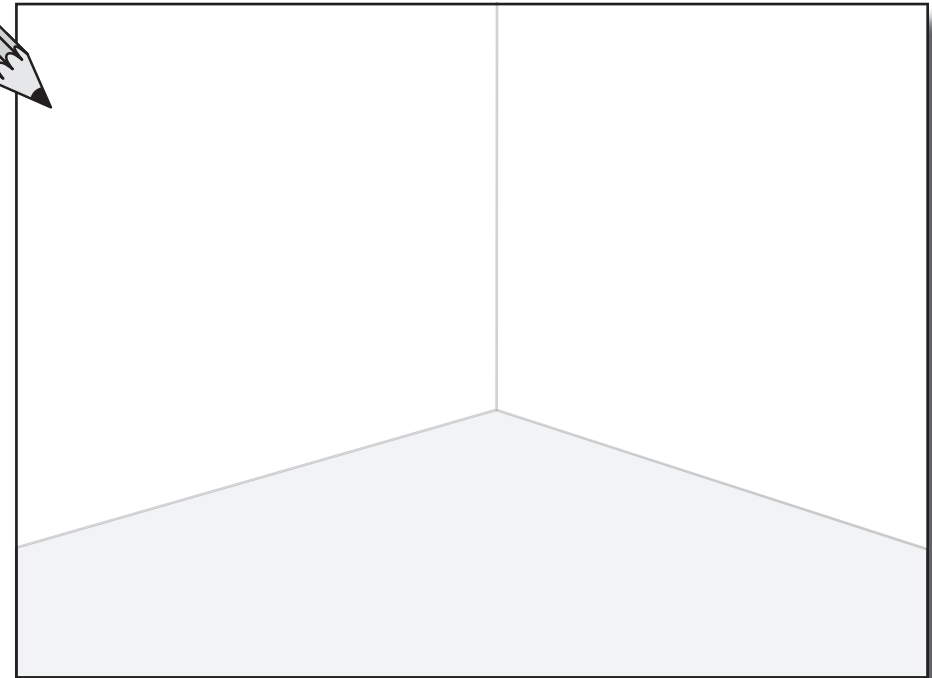
[www.mississauga.ca/doorsopen](http://www.mississauga.ca/doorsopen)



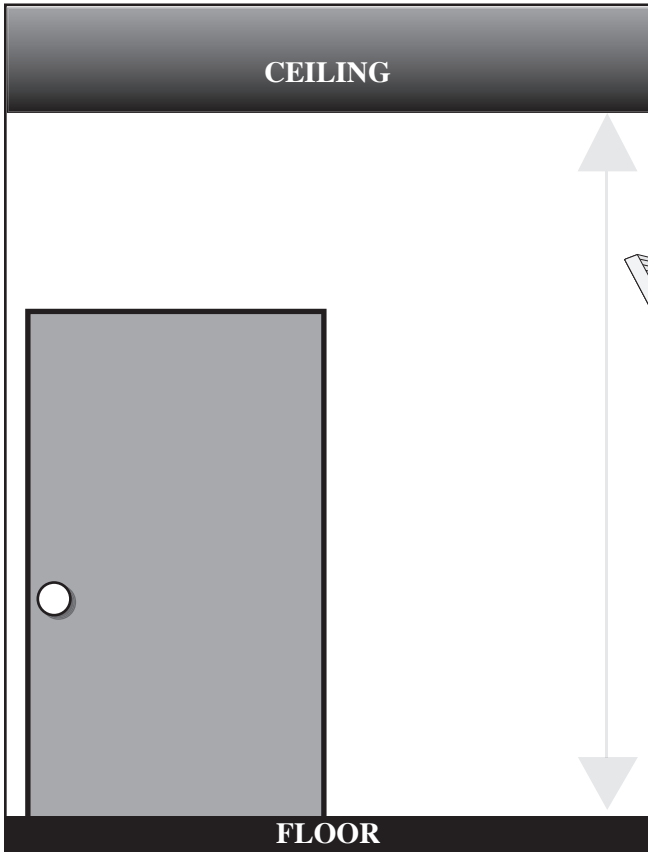
Sometimes buildings stand next to each other, like people shoulder to shoulder. Sometimes they are far apart. Draw the building and what you see next to it.



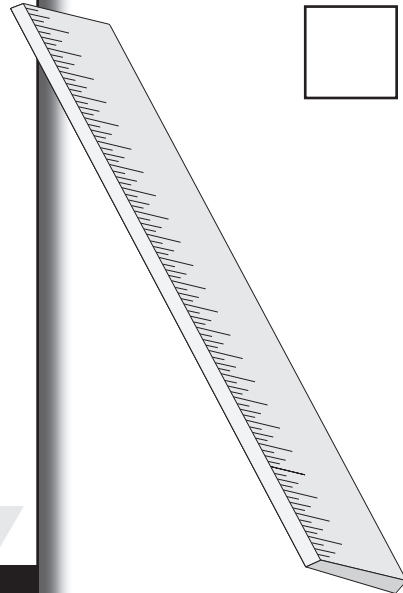
Below is a drawing of the corner of a room. Look for a corner from the floor of the building and fill in the rest of this drawing with what you see in that corner:



When you are inside, measure how big you are against a door in the building.  
**Draw yourself here:**



How many times would you fit into the space between the floor and the ceiling?:



Some of the words in this Explorer Pack may be new to you. Check the vocabulary list below to see the meanings of the words:

**Architect**..... the person who makes a design for a building or space

**Design** ..... a plan for making something

**Entrance** ..... how you get into the building

**Façade** ..... the front of a building

**Material**..... what something is made from

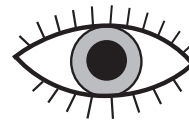
Add other new words here:

---

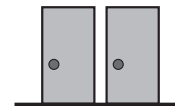


---

Can you work out this secret message?:



THINK



OPEN IS GREAT!

Answer: I think Doors Open is Great!