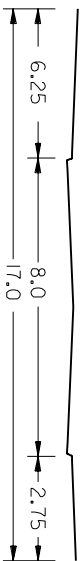


BUFFER ROAD (STD 2211.140)



LOCAL INDUSTRIAL ROAD (STD 2211.090)



MINOR LOCAL RESIDENTIAL ROAD (STD 2211.060)

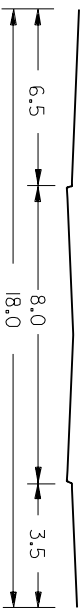


INDUSTRIAL AND RESIDENTIAL COLLECTOR ROAD (STD 2211.100)



LOCAL RESIDENTIAL ROAD (STD 2211.151)

(PAVEMENT OFFSET)



5 LANE RESIDENTIAL COLLECTOR ROAD (STD 2211.150)

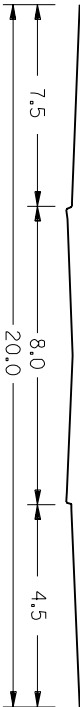


LOCAL RESIDENTIAL ROAD (STD 2211.070)

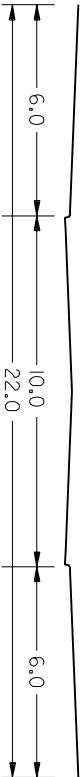


LOCAL RESIDENTIAL ROAD (STD 2211.152)

(PAVEMENT OFFSET)



MINOR RESIDENTIAL COLLECTOR ROAD (STD 2211.080)



METRIC
ALL DIMENSIONS IN METRES

ROAD WIDTH DIMENSIONS ARE
FACE TO FACE OF CURB



ROAD CROSS SECTIONS

EFF. DATE	2002-01-01	SCALE	N.T.S.
REV.		STANDARD No.	2211.040