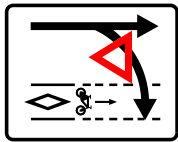




METRIC
 ALL DIMENSIONS IN METRES
 UNLESS OTHERWISE NOTED



TURNING VEHICLES YIELD TO BICYCLES SIGN
 GROUND-MOUNTED AT THE APPROACH TO
 THE DRIVEWAY

NOTE 2: ELEPHANT'S
 FEET MARKINGS

RESERVED BICYCLE LANE SIGN
 GROUND-MOUNTED 10m-15m
 FROM DRIVEWAYS



NOTES:

1. BIKE STENCIL AS PER OTM BOOK 18
2. TYPICAL ELEPHANT'S FEET MARKINGS (0.4m X 0.4m) AT ALL DRIVEWAY CROSSINGS.
 ALSO CONSIDER GREEN SURFACE TREATMENT THROUGH COMMERCIAL DRIVEWAYS.
3. FOR ONE-WAY CYCLE TRACK (IN-BOULEVARD) DETAIL REFER TO CITY STANDARD
 DWG. No 2240.081



STANDARD
 ONE-WAY CYCLE TRACK-
 DRIVEWAY CROSSING

EFF. DATE	2016-10-31	SCALE	N.T.S.
REV.		STANDARD No.	2240.082