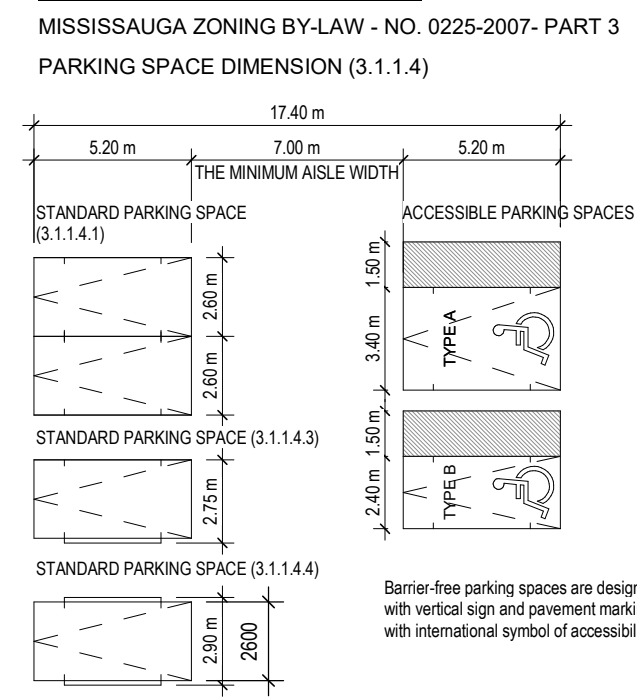


PARKING LEGEND



GENERAL TYPICAL FLOOR NOTES

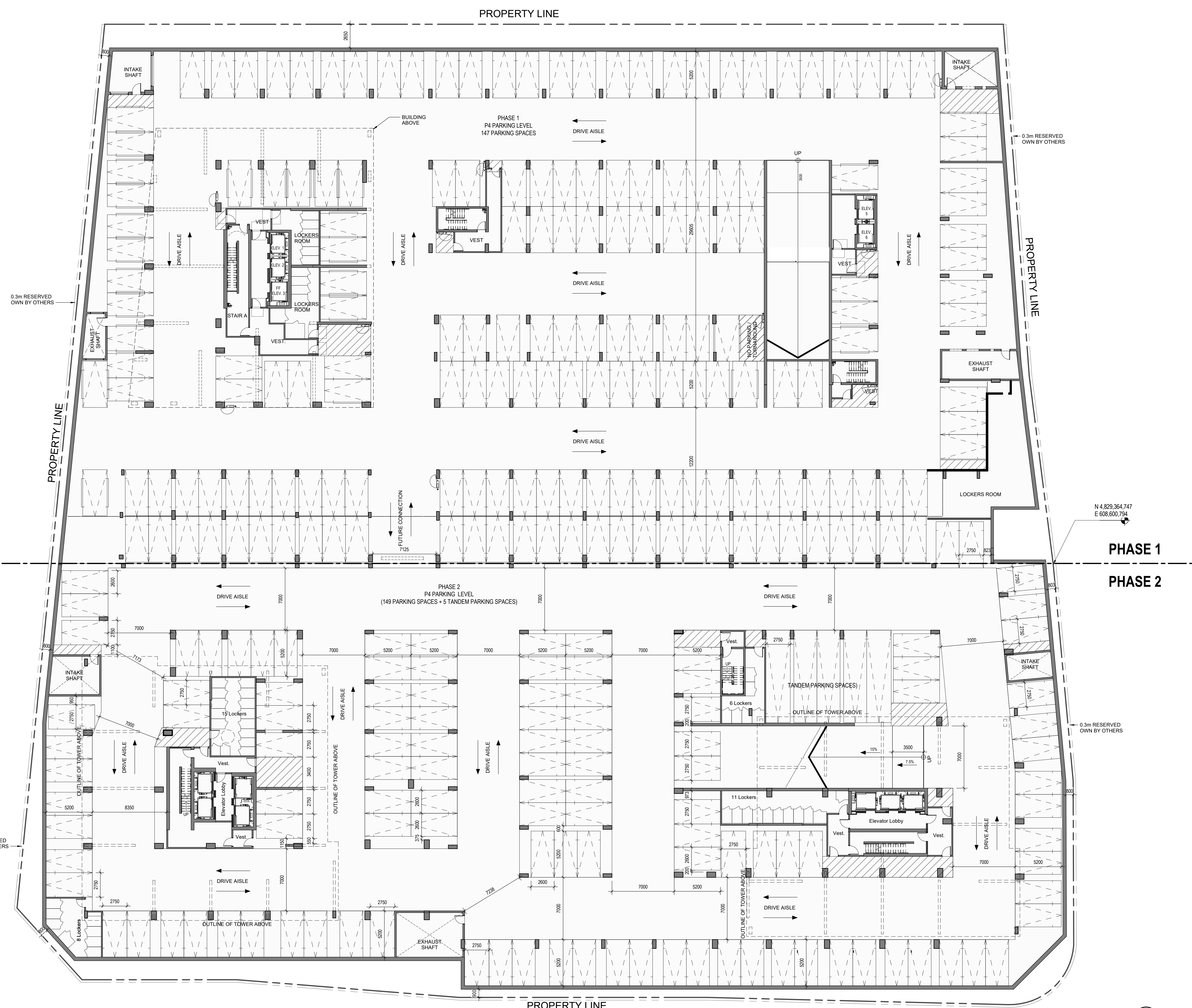
- SHADED AREA DENOTES BULKHEADS AND DROP CEILING AT ALL RESIDENTIAL UNITS. SEE MECHANICAL DRAWINGS FOR COVERING OF HVAC DUCTS, DROP CEILING AND FURNISHING AS REQUIRED FOR INSTALLATION AND ENCLOSURE OF MECHANICAL AND ELECTRICAL SERVICES.
- REFER TO INTERIOR DESIGN DRAWINGS FOR INTERIOR FINISHES AND SPECIFICATIONS.
- BALCONY SLABS AND CONCRETE SILL CONDITIONS TO BE ELSED AWAY FROM BUILDING FOR DRAINAGE. PROVIDE SCUPPER DRAIN FOR BALCONIES WITH CURBS. ALL TERRACES TO HAVE SCUPPERS, OR AREA DRAINS. SEE PLANS FOR LOCATIONS.
- PROVIDE APPROVED SOUND INSULATION FOR HORIZONTAL AND VERTICAL PIPES THROUGH WALL AND FLOOR PENETRATION AS REQUIRED. REFER TO MECHANICAL DRAWINGS & ACOUSTICAL REPORT PREPARED BY HSE ENGINEERING.
- REFER TO WINDOW SCHEDULE FOR LOCATION OF WINDOW OPENING SECTION AND INSECT SCREEN.
- PROVIDE ALL FURRING SPACE AS REQUIRED FOR ELECTRICAL PANELS. REFER TO ELECTRICAL DRAWINGS FOR LOCATION AND DETAILS.
- COORDINATE WITH MECHANICAL AND ELECTRICAL DRAWINGS FOR ALL PIPE AND SHAFT SLEEVE REQUIREMENTS.
- ALL BATHROOM CEILING TO BE CONSTRUCTED AS PER DETAIL C18 / A8.03. PROVIDE ACOUSTICAL BATTS IN ALL BATHROOM PIPE SPACES. SEE DETAIL C18 / A8.03.
- AT ALL STAIR PRESSURIZATION SHAFT ENCLOSURES, NO SERVICES SHALL BE ALLOWED TO PENETRATE, OR PASS THRU THIS ENCLOSURE.
- BICYCLE LOCKER NOTES: REFER TO TYPICAL BICYCLE LOCKER DETAIL ON A2 SERIES DRAWINGS
- ELEVATOR:

GENERAL NOTES LEGEND

- TOP OF CONCRETE SLAB - LOW POINT
- TOP OF CONCRETE BEAM
- TOP OF CONCRETE WALL
- TOP OF CONCRETE CURB
- TOP OF CONCRETE SLAB
- SPRINKLER WINDOW ASSEMBLY
- DENOTES CHAIN LINK FENCE
- EXISTING SPOT ELEVATION
- PROPOSED FINISHED SPOT ELEVATION
- PROPOSED FINISHED SPOT ELEVATION RELATIVE TO GROUND FLOOR ELEVATION
- PROPOSED LANDSCAPE ELEVATION
- WALL TYPE & FIRE RATING (SEE AS-SCHEDULES & A7-DETAILS)
- WINDOW TYPE (SEE AS-SCHEDULES & A7-DETAILS)
- ROOM NUMBER (SEE AS-SCHEDULES FOR ROOM FINISH SCHEDULES)
- FLOOR CEILING ASSEMBLY TYPE (SEE AS-SCHEDULES & A7-DETAILS)
- DOOR NUMBER (SEE AS-SCHEDULES FOR DOOR & FRAME SCHEDULES)
- RAILING TYPE (SEE A7 SECTIONS FOR DETAILS)
- HATCH DENOTES SUSPENDED GYP BOARD CEILING, UNLESS OTHERWISE NOTED. REFER TO DETAIL C14/A8.03. (REFER TO PLANS & SECTIONS FOR EXTENT.)
- HATCH DENOTES THERMAL INSULATION AND HEATED PLENUM TO US OF SLAB. REFER TO DETAIL C24/A8.03. (REFER TO PLANS AND SECTIONS FOR EXTENT.)
- HATCH DENOTES ACUSTIC CEILING TO US OF SLAB. REFER TO DETAIL A1 X/A8.03.
- HATCH DENOTES HORIZONTAL FIRE RATED ENCLOSURE. REFER TO DETAIL B2/A8.03. REFER TO PROPERTY STANDARDS. (REFER TO PLANS FOR EXTENT.)
- BARRIER FREE

ABBREVIATIONS

AD	AREA DRAIN	FFL	FINISH FLOOR LEVEL
AF	ABOVE FINISH FLOOR	FHC	FIRE HOSE CABINET
AO	AUTOMATIC DOOR OPERATOR	FIR	FLOOR
APC	ARCHITECTURAL PRECAST CONCRETE	FRR	FIRE RESISTANCE RATING
APR	APPROPRIATE	GRAB BAR	GRAB BAR
AT	ACoustIC TILE	HPI	HIGH POINT
ATB	ACoustIC TILE	INT	INTERIOR
BF	BARRIER FREE	JAN	JANITORY
CAF	CENTRAL ALARM CONTROL FACILITY	LAV	LAVATORY
CB	CATCH BASIN	LP	LOW POINT
CCF	CAST-IN-PLACE CONCRETE	LV	LOW VOLT
CJ	CONSTRUCTION JOINT	MIN	MINIMUM
CL	CLOSET	MIN	MINIMUM
CMU	CONCRETE MASONRY UNIT	OC	ON CHUTE
CO	CORNER	OP	OPERATABLE PANEL
COL	COLUMN	PS	PUSH BUTTON
CONC	CONCRETE	RS	ROUGH OPENING
CP	CONTROL PANEL	RSL	ROUGH OPENING
CR	CARD READER	RSL	ROUGH OPENING
DN	DOWN	SC	SCUPPER DRAIN
EX	EXPANSION JOINT	ST	STAIR TRANSMISSION CLASSIFICATION
EL	ELECTRICAL	US	US
ELEV	ELEVATOR	US	US
EP	ELECTRICAL PANEL	US	US
EX	EXTERIOR	US	US
FAP	FIRE ALARM PULL	US	US
FD	FLOOR DRAIN	US	US
FEC	FIRE EXTINGUISHER CABINET	US	US



ISSUED FOR
2 2020-11-09 Issued for Rezoning

BLOCK 46 AND PART OF BLOCK 57
(0.30 RESERVE)
REGISTERED PLAN 43M-1988

METRIC
THIS DRAWING IS COPYRIGHTED AND MUST NOT BE USED, REPRODUCED, OR REVISED WITHOUT WRITTEN PERMISSION. ALL DIMENSIONS ARE IN MILLIMETERS UNLESS OTHERWISE NOTED. VERIFY DIMENSIONS. DO NOT SCALE THIS DRAWING. REPORT ANY DISCREPANCIES AND OMISSIONS TO THE CONSULTANT FOR CLARIFICATION BEFORE COMMENCING WITH THE WORK. DEVIATIONS FROM THE CONTRACT DOCUMENTS WITHOUT WRITTEN APPROVAL FROM THE CONSULTANT ARE SUBJECT TO CORRECTION AT THE CONTRACTOR'S EXPENSE.

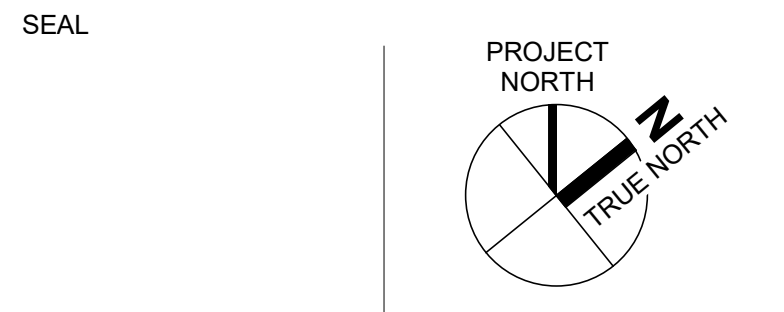
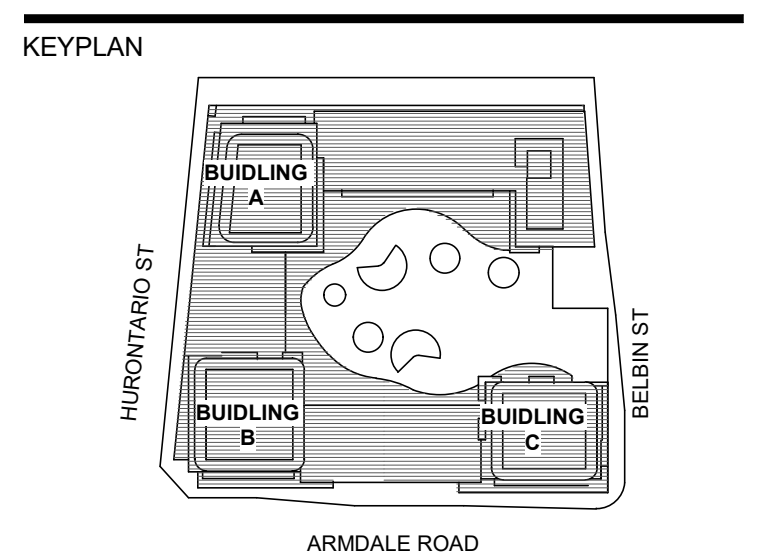
DEVELOPER OWNER
581 HURONTARIO LIMITED PARTNERSHIP
1 STEELCASE ROAD WEST, UNIT 8,
MARKHAM, ON L3R0T3

ARCHITECT & PRIME CONSULTANT
Dialog
595/55 JOHN STREET
TORONTO, ON, T2C0X5
Tel: (416) 245-5501 Website: dialogdesign.ca

LANDSCAPE ARCHITECT
TERRAPLAN LANDSCAPE ARCHITECT
20 CHAMPLAIN BLVD, SUITE 102
MISSISSAUGA
Tel: (416) 638-4911 Website: TERRAPLAN.CA

CIVIL ENGINEER
C.F. CROZIER & ASSOCIATES
2800 HIGHPOINT DRIVE, SUITE 100
LITTON
Tel: (905) 875-0026 Website: CFCROZIER.CA

STRUCTURAL ENGINEER
Johannes Asst and Partners
1129 Leslie Street, Toronto
M5C 2K5
Tel: (416) 447-7405 Website: ASTINT.ON.CA



581 HURONTARIO STREET - PHASE II - PROPOSED MIXED-USE DEVELOPMENT

PARKING PLAN - LEVEL P4

DRAWN: 11/6/2020 3:03:03 PM CHECKED:

A300

