

J U N E 2 0 2 1

Carmen Corbasson CC Redevelopment

Community Information Session



Land Acknowledgement

We acknowledge that today we gather virtually on the Treaty Lands and Territory of the Mississaugas of the Credit, and the traditional territories of the Anishinaabe, Haudenosaunee, Wyndot and Huron people. We also acknowledge the many First Nations, Inuit, Metis and other global Indigenous peoples who call Mississauga home.

We welcome everyone

Ways to Engage in Today's Session

During the Q&A period:



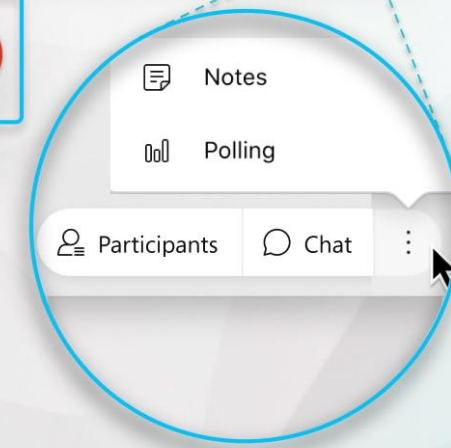
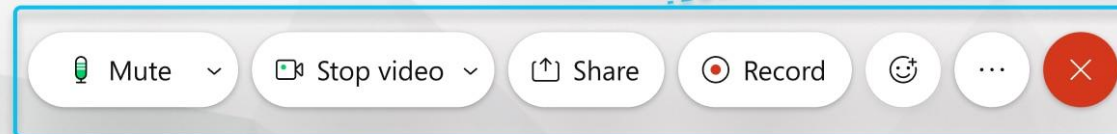
You can use the Q&A feature



Live polls throughout the information session



Survey available on June 23rd



How To Use Webex

The screenshot shows a Cisco Webex meeting interface. At the top, there's a header with 'Cisco Webex Meetings', 'Meeting Info', and a 'Show menu bar' dropdown. The main area displays a grid of video participants. A callout box on the left shows the 'Meeting Info' panel, which includes the meeting title 'Quarterly Analytic Visualizations', host 'Catherine Sinu', URL, meeting number, video address, audio connection details, and access code. A callout box on the right shows the 'Participants' panel, listing all participants and their status. A callout box at the bottom center shows the 'Meeting controls' bar with buttons for Mute, Stop video, Share, and a red 'X' button. A callout box on the far right shows the 'Floating Panel View' icon, which is a small square with a plus sign.

Access the **Meeting Info** ① to get details about the meeting.

Meeting controls are easy to find at a glance.

Change your **Video Layout** ② to control where you view video participants and panels on your screen.

Choose **Floating Panel View** ③ to position any panel where you want it – even on a second monitor.

Live Poll # 1

Have you previously heard about the Carmen Corbasson Community Centre Redevelopment project that is planned?

- Yes
- No

Live Poll # 2

How frequently do you typically use the Carmen Corbasson Community Centre (on average) in a month?

- Once a month
- 2-5 times per month
- 6-14 times per month
- 15+ times per month
- I currently do not use the centre

Agenda

- Opening Remarks and Introductions
- Facility and Project Background
- Design Objectives & Considerations
- Schematic Design & Renderings
- Mississauga Seniors' Centre
- Anticipated Timeline
- Survey & Next Steps
- Frequently Asked Questions
- Q&A





Opening Remarks

Stephen Dasko

Ward 1 – Councillor



stephen.dasko@mississauga.ca



905-896-5100



stephendasko.com



@DaskoWard1
@stephen.dasko

Our Panel

City of Mississauga

Kristina
Zietsma

Director,
Recreation

Andrew
Noble

District Manager,
Recreation

Krista
Franceschini

Facility Manager,
Carmen Corbasson CC
& Mississauga Senior's Centre

Anna
Cascioli

Senior Manager,
Capital Design
& Construction

Sonali
Mazmanian

Project Manager,
Capital Design
& Construction

Facility Background

- Originally built in 1972 – formerly known as Cawthra Arena
- Facility modernization and major expansion in 2002
- Re-named in 2012 in honour of former Ward 1 Councillor, Carmen Corbasson

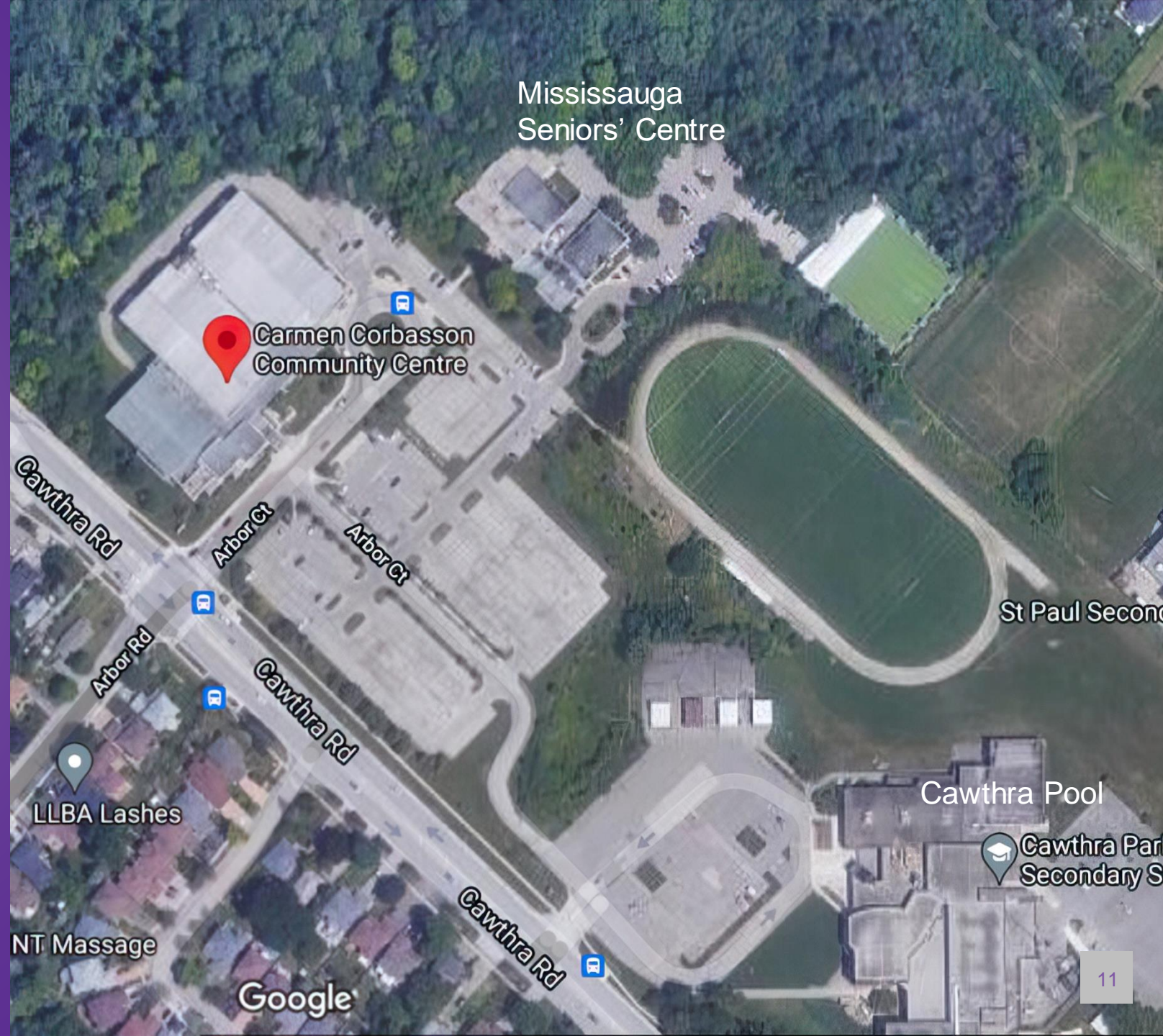


Current amenities

Two indoor rinks, gymnasium, multi-purpose spaces, studio, walking track

Existing Site

- Carmen Corbasson Community Centre
- Mississauga Seniors' Centre
- Cawthra school pool (joint use agreement with the school board)
- Adjacent to Cawthra SS, and nearby St. Paul SS
- Connection to Cawthra Park woodlot
- Within the Lakeview Community



Project Background

The primary indoor pool for Ward 1 residents is the Cawthra School Pool

- The pool is approximately 45 years old
- Has reached the end of its lifecycle, and requires millions of dollars of upgrades to improve
- Needs accessibility improvements to better meet the needs of the community
- School pool will continue in operation during redevelopment – planned for demolition following the CC re-opening



Cawthra Pool

Feasibility Study

In 2018, a Feasibility Study was commenced, which focused on validating and identifying redevelopment needs at the following 3 Recreation locations: Burnhamthorpe CC, **Carmen Corbasson CC** and South Common CC.

This study included detailed facility assessments, expansion location options, design strategies and associated costing for each location.

Project Background

In 2019, the Recreation Master Plan (Future Directions) was approved by Mississauga Council

- Extensive public surveys about the types of programs and services residents want
- Various stakeholder focus groups
- Members of council and key opinion leader interviews
- Recreation staff surveys and workshops



Priority Project

Identified Carmen Corbasson CC redevelopment as a priority project, with specific recommendations to include a new aquatics centre and equipment based fitness centre

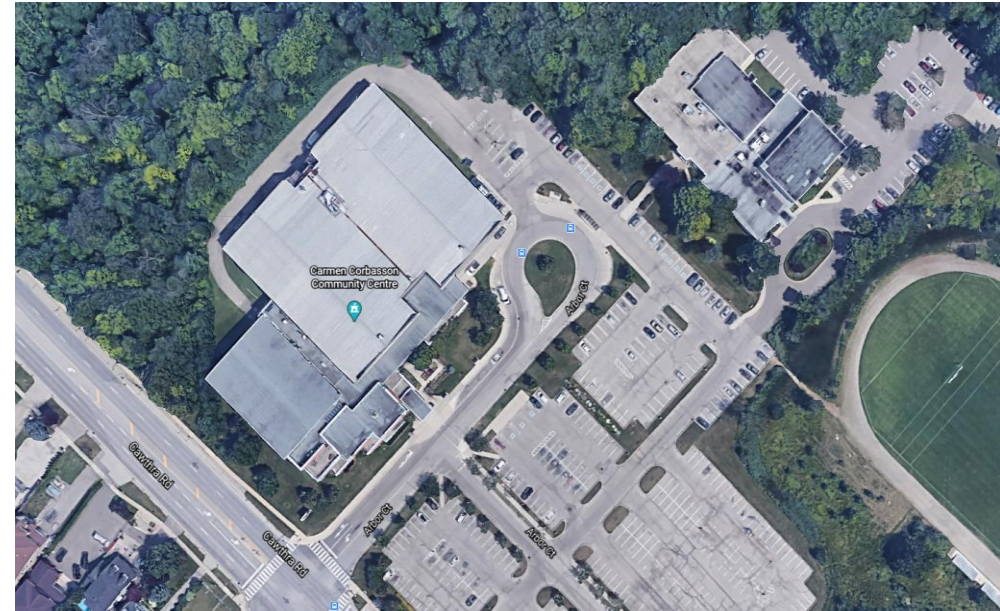


[Recreation Master Plan \(mississauga.ca\)](https://mississauga.ca/recreation-master-plan)

Project Background

Existing 90,000 sq.ft facility includes:

- Twin pad arena with change rooms
- Double gymnasium with elevated running track multipurpose rooms, activity rooms
- Admin and support spaces



In 2020, Diamond & Schmitt Architects Inc. and Aquicon Construction were awarded the Design and Construction Management Services.

Diamond & Schmitt Architects are familiar with this facility having completed the 2002 expansion.

REDEVELOPMENT SCOPE OF WORK INCLUDES:

- Approx. 48,000 sq.ft building addition
- 6 lane – 25M lap pool
- Therapeutic/warm water pool
- Equipment based fitness centre with aerobics studio and change rooms
- Mechanical and Electrical equipment upgrades
- Repurpose/refresh existing spaces as supported by budget

Design Objectives

- Improve the quality of recreational services provided to the residents.
- Alleviate pressures on existing recreational infrastructure & meet the increasing demand for aquatics in the area
- Address the aging state of municipal infrastructure




Improve accessibility to meet the City's accessibility goals, comply with AODA and the City's Facility Accessibility Design Standards.



Improve site safety to meet the City's Vision Zero objectives - eliminate all traffic fatalities and injuries while increasing mobility and safety for pedestrians, cyclists and drivers.

[Vision Zero – City of Mississauga](#)



Design with an environmentally responsible approach, improve energy efficiency and meet the City's Green Building Standards.

Site Considerations

- Connection to existing building – continuity in the design
- Achieve a “link” to the Seniors’ Centre
- Access to Seniors’ Centre during construction
- Existing bus loop and interaction with car, bus and pedestrian traffic
- Adequate parking
- Environmental considerations



The massing of the new facility to provide a compact footprint that wraps the south entry lobby



Create strong linkages between indoor and outdoor activity spaces, introduce daylight throughout



Make the most of the natural woodlot amenity to the east and north of the existing building

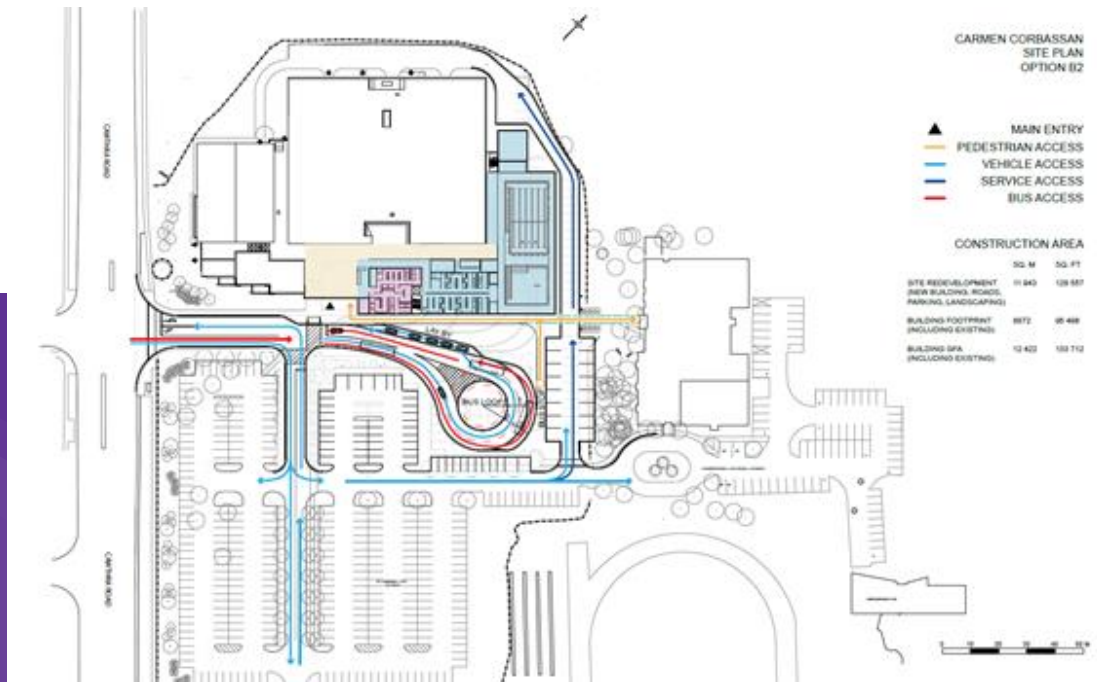
Live Poll # 3

What site considerations are most important to you?

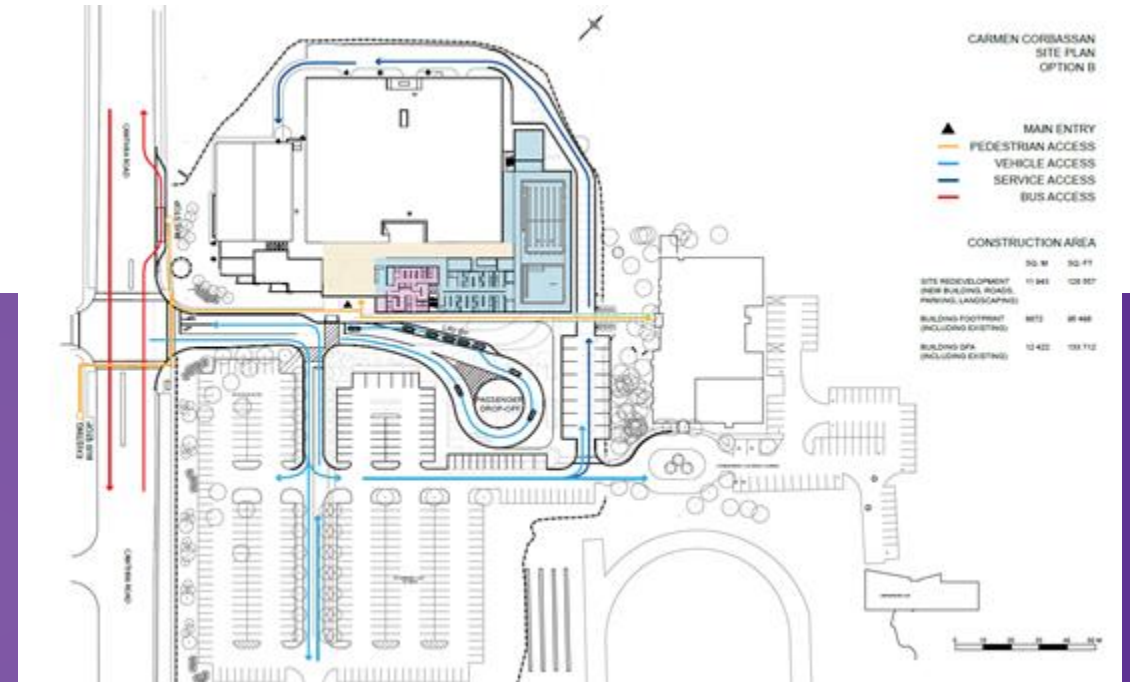
- Safety
- Accessibility
- Access to greenspace
- Parking
- Access to MiWay transit
- Access to Transhelp
- Environmental
- Other (please specify)

Schematic Design Options – Site Plan

Several site plan design iterations were studied with a preferred option selected relocating the bus stop adjacent to the site on Cawthra Road



Proposed option



Modified option

Data Supporting Bus Loop Modifications

Safety

Anticipate greater traffic on site, limiting mix of vehicular/pedestrian traffic improves site safety. Commitment to Vision Zero – City of Mississauga [Vision Zero – City of Mississauga](#)



Cost

Bus Loop onsite costs MiWay Transit an additional \$125,000 per year (over half the trips do not pick up or drop off anyone)

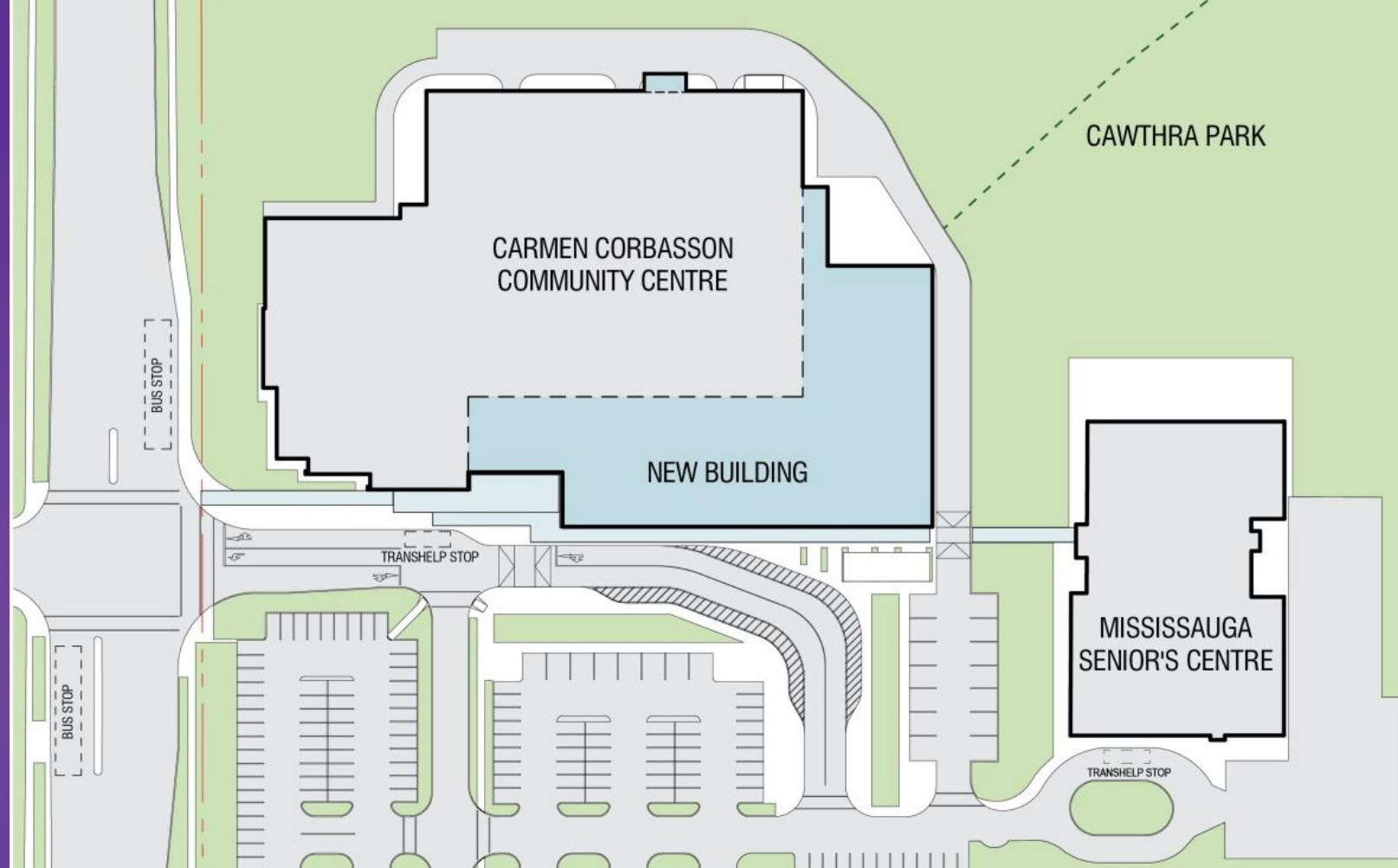
Benchmarking

Customers exiting bus at Cawthra Road walk an estimated 160 meters to the Seniors' Centre, comparable based on other similar City destinations

Schematic Design – Site Plan

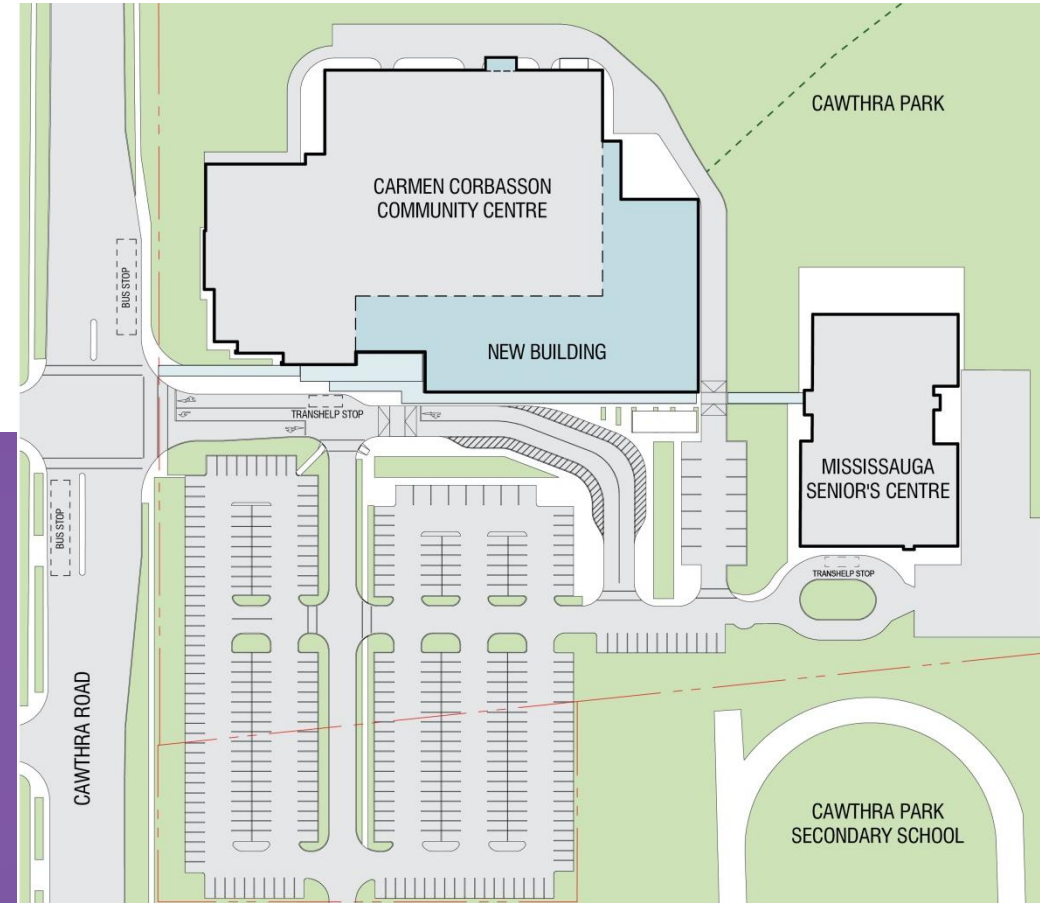
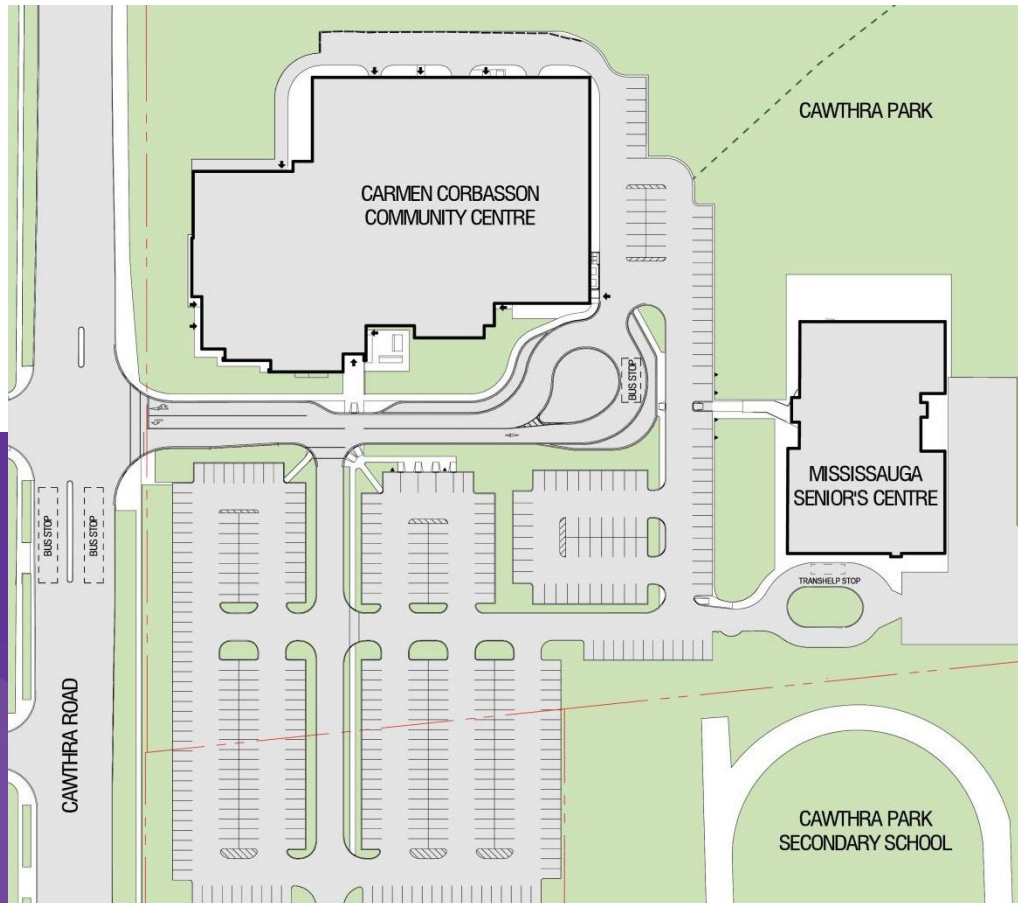
KEY FEATURES/ENHANCEMENTS:

- New canopy link, heated bus shelter
- Digital transit screens within both buildings to inform on bus arrival times
- The Seniors Centre will continue to be accessible for TransHelp Drop-off
- Campus Programming – Community Centre will be a destination for Seniors



Preferred option

Existing vs. New Proposed Site Plan



Entrance & Exterior Canopy – Off Cawthra Road



Entrance & Exterior Canopy



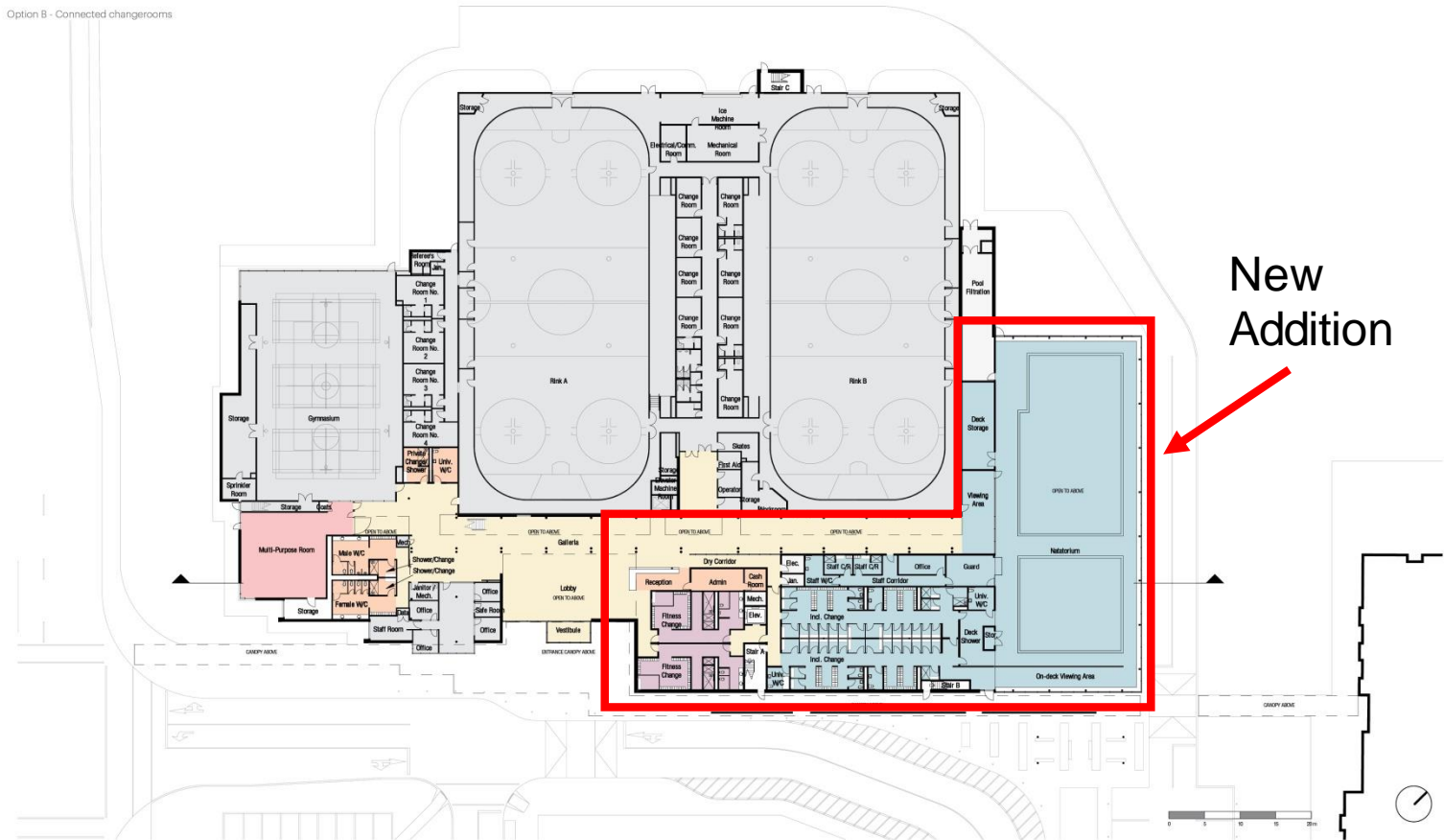
Schematic Design

1st Floor

- New aquatics centre
- Change rooms for aquatics and fitness
- Customer Service desk relocated for optimal visibility, accessibility, and control
- Enhancements to interior rink viewing

Level 1 Plan

Option B - Connected changerooms



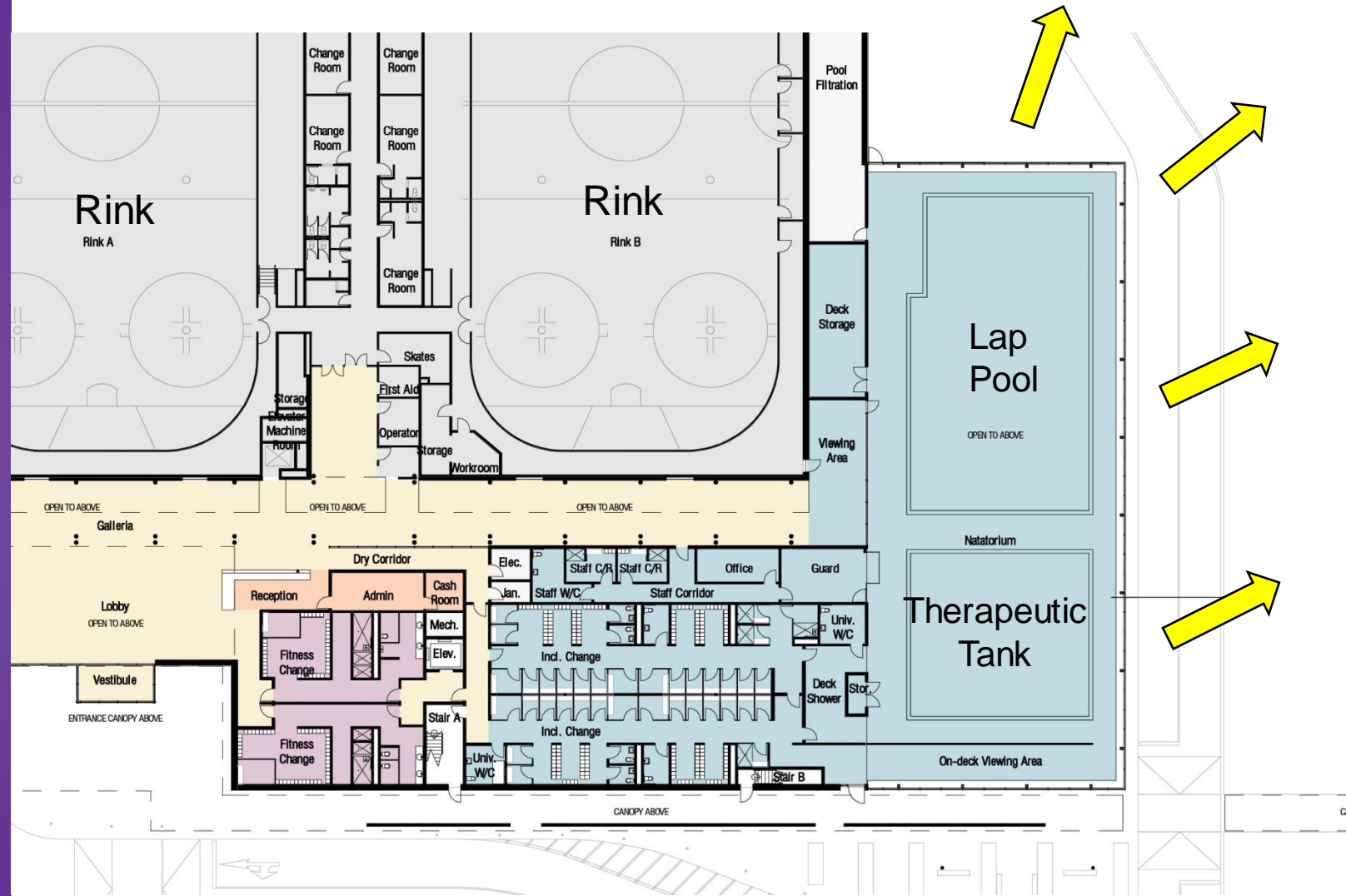
Diamond Schmitt Architects

Carmen Corbasson Community Centre 9

Schematic Design

1st Floor – East Side

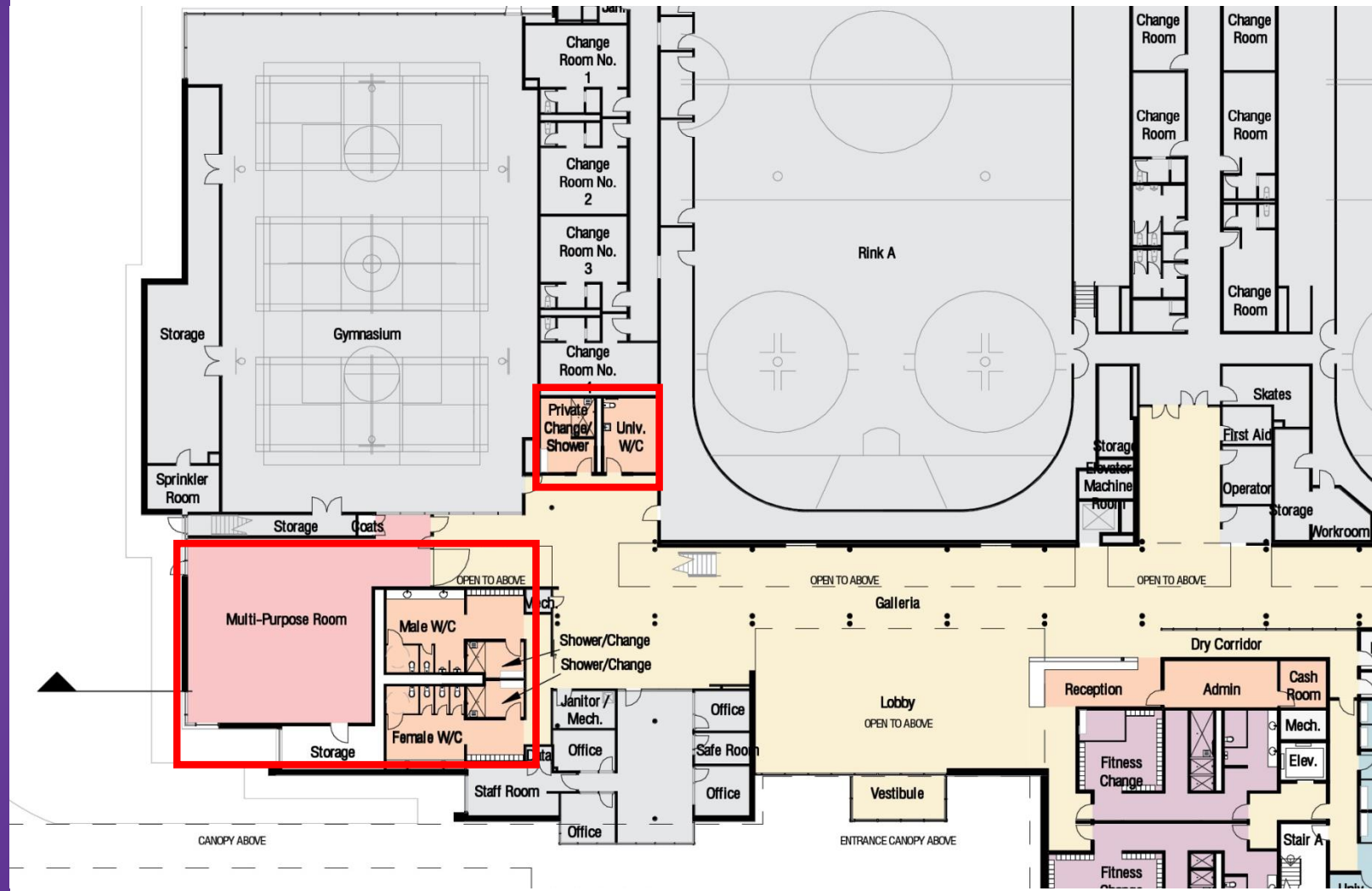
- 6 lane, 25 m lap pool
- Therapeutic/warm water tank
- On-deck viewing gallery
- Views from the pool out into the woodlot
- Mechanicals, storage and functional staff spaces



Schematic Design

1st Floor – West Side

- Expanded lobby space
- Studio converted to multi-purpose space
- Improved public washrooms and change space

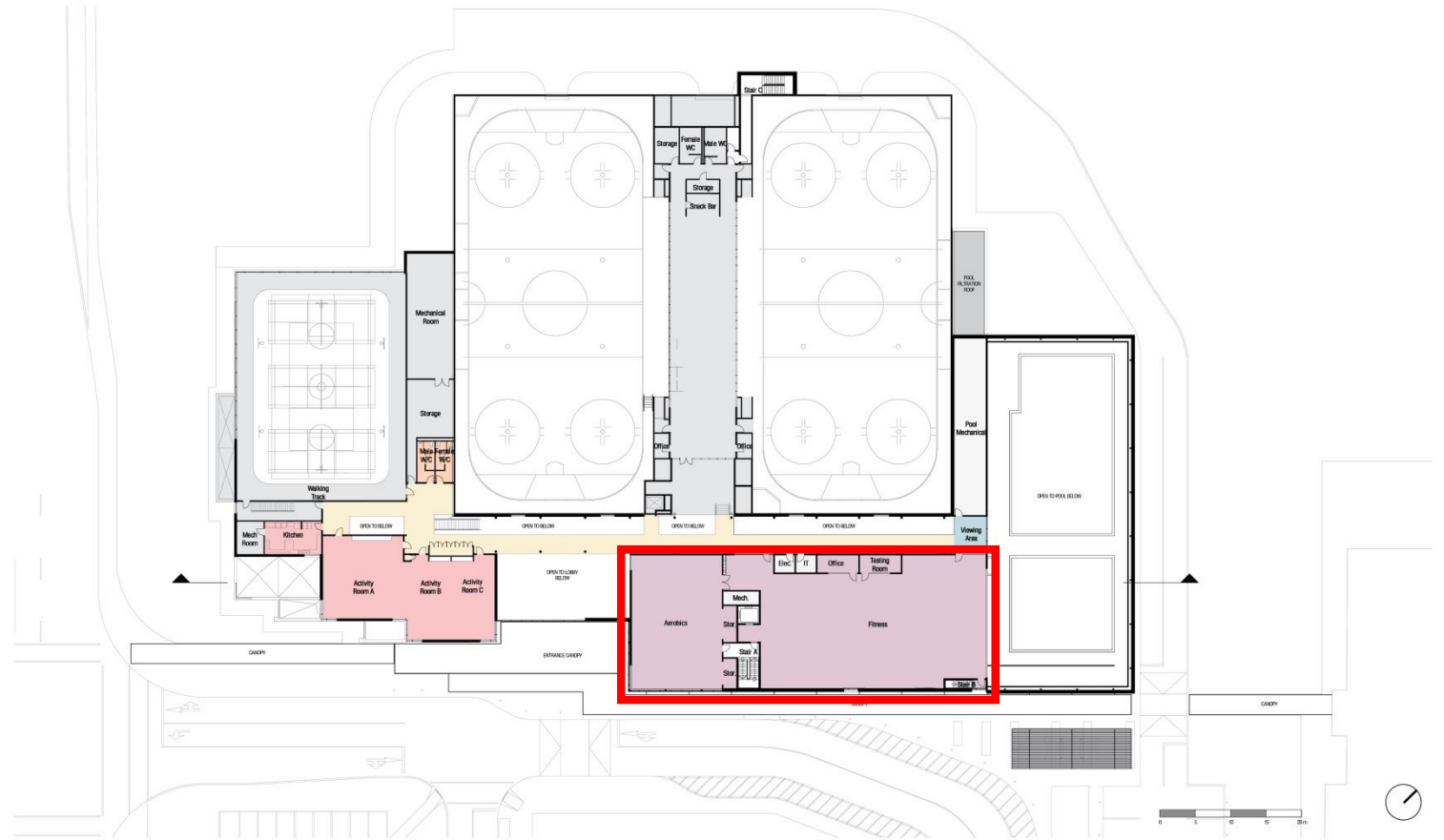


Schematic Design

2nd Floor

- Equipment based fitness centre
- Fitness studio
- Expansive views while working out, participating in a class
- Good access to existing walking track on this floor

Level 2 Plan



Diamond Schmitt Architects

Carmen Corbasson Community Centre 10

Schematic Design

2nd Floor - Fitness

- Open concept design, views below to pool/exterior
- Controlled access elevator for fitness customers from 1st floor changerooms to fitness centre/studio



Building Exterior – Main Entrance



Lobby



Aquatics Centre – East View



Aquatics Centre – West View



Fitness Centre



Fitness Centre Studio



Mississauga Seniors' Centre

- Will be open throughout the redevelopment of the community centre
- Access to site changes through school lot during redevelopment



Minor updates being considered:

- Sliding doors installed at front, main entrance
- Accessible reception/customer service desk counter
- Front, exterior improvements (seating, planting, covered pathway)

Timeline

Spring/Summer 2021 – Public Engagement

Consolidate information and feedback received

Summer 2021 – Summer 2022

Detailed Design and Contract Documents

Early 2022 - Late 2022 (TBC)

Site Plan Approval

Late 2022/ Early 2023

Construction Begins
2 year redevelopment

Late 2024/ Early 2025

Anticipated Re-Opening

Next Steps

Project Website

Mississauga.ca/corbassonredevelop

- All of the project information will be posted here
 - Updates
 - Renderings
 - Frequently Asked Questions
 - Timeline
 - Link to survey



Survey opens tomorrow June 23rd

We want to hear from you!

- Survey available for 4 weeks (June 23 to July 21)
- Project Team will gather feedback and survey results

Frequently Asked Questions

Questions we have heard about this project

- What will happen to the programs and rentals at Carmen Corbasson Community Centre while the facility is under redevelopment for two years?
- Will anything be open at the community centre during the redevelopment, such as the walking track, or arenas?
- What are the benefits of Universal Changerooms?

Q&A

Questions that are similar in nature will be answered first

If we don't get to your question today please send it to:

Carmen.redevelop@mississauga.ca



Closing Remarks

Stephen Dasko

Ward 1 – Councillor



stephen.dasko@mississauga.ca



905-896-5100



stephendasko.com



@DaskoWard1
@stephen.dasko

Thank you for joining us today!

General Recreation Info

Mississauga.ca/recreation



Carmen.redevelop@Mississauga.ca



905-615-4100



In person at any of our
Community Centres



Follow us on social media
[@mississaugarec](https://www.facebook.com/mississaugarec)