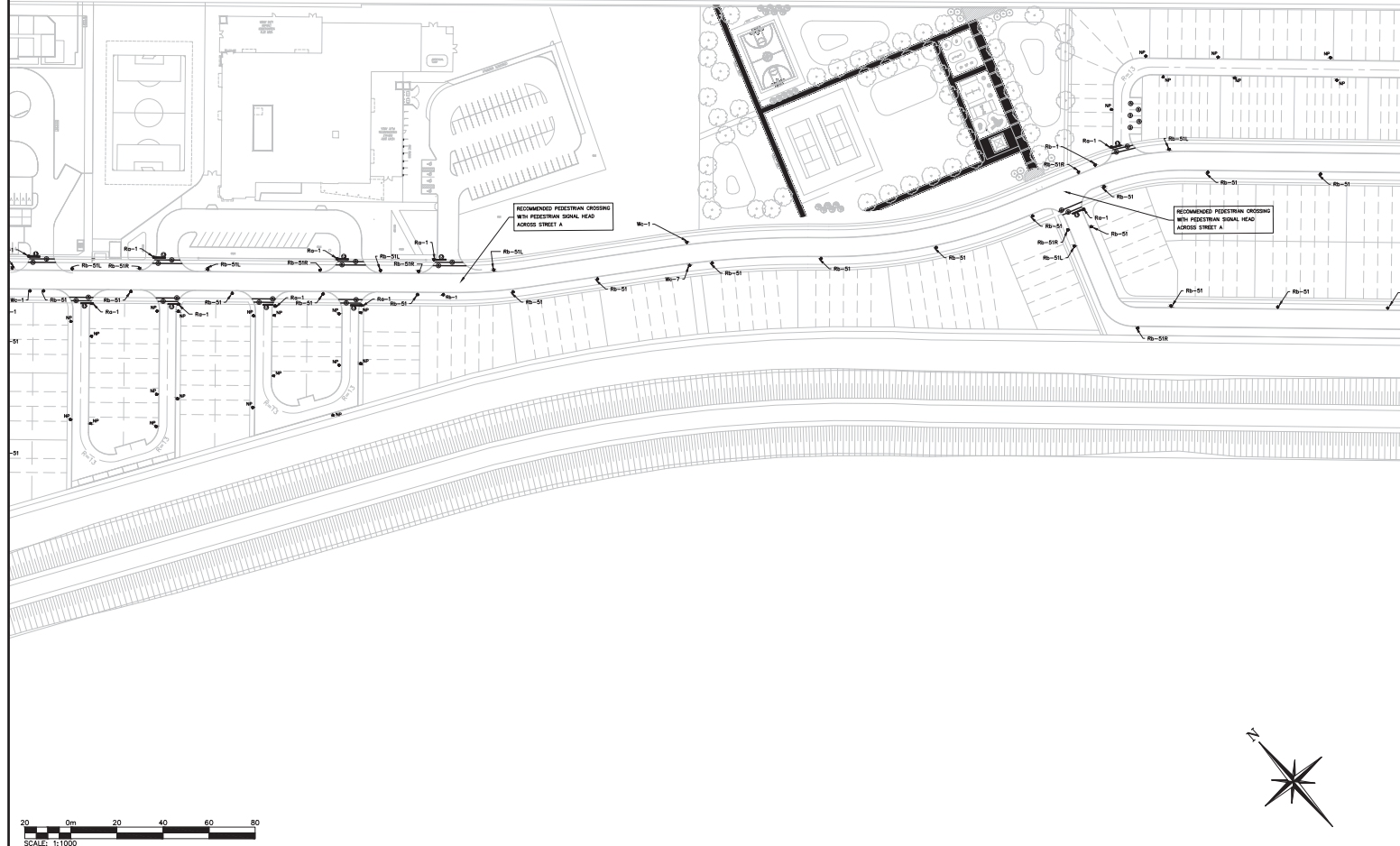


SAPLING TRAIL

NINTH LINE



REGULATORY SIGNS (BOOK 5)

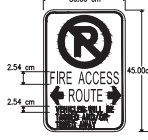
SIGN NAME	SIGN NUMBER	SIZE (cm)
MAXIMUM SPEED	Rb-1	60 x 75
STOP	Rb-1	60 x 60
NO PARKING	Rb-51	30 x 30
NO PARKING (RIGHT)	Rb-51R	30 x 30
NO PARKING (LEFT)	Rb-51L	30 x 30
PEDESTRIANS AHEAD	Wc-7	75 x 75
SCHOOL AREA	Wc-1	60 x 60

PAVEMENT MARKINGS LEGEND

5	SOLID WHITE, 10cm
13	SOLID WHITE, 30cm

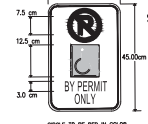
NOTES:
1. USE TO DENOTE PAVEMENT MARKING

FIRE ROUTE SIGNAGE AND INSTALLATION SPECIFICATIONS (RP)



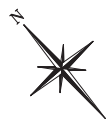
- SIGN REQUIREMENTS**
- SIGN SHALL COMPLY WITH THE ATTACHED FIGURE.
 - ALL SIGN SHALL HAVE APPROPRIATE RADIUS CORNER AS PER DIAGRAM OR 4 cm RADIUS.
 - ALL SHARP EDGES REMOVED FROM SIGN BLANKS. COMPLETED SIGNS SHALL HAVE THICK X BEING BOTTLED UNLESS TO ACCOMMODATE IMPERIAL MOUNTING WITH HOLES 30mm-120mm FROM OUTER EDGE OR AS PER DIAGRAM.
 - CENTRE OF MOUNTING SLITS SHALL BE EQUAL TO MULTIPLE OF 5.08cm (2 INCHES) CENTRALLY LOCATED ON BLANK OR STEEL BLANKS. FABRICATIONS SHALL BE FABRICATED BEFORE PAINTING AS TO PREVENT CORROSION. ON ALUMINUM BLANKS, FABRICATING SHALL BE PERFORMED PRIOR TO PAINTING AND BAKING.
 - FINISHED SIGNS AND SYMBOLS SHALL BE APPLIED TO 120mm UTILITY GRADE ALUMINUM WITH BRUSH WHITE PAINT BASED FROM THE DRIVE SIDE. ALL INKS SHALL BE FACED TO CONFORM TO REG. AREA OF THE HIGHWAY TRAFFIC ACT.
 - ALL LETTERING TO MEET M.T.O. STANDARDS.
 - ALL COLOURS TO MEET M.T.O. STANDARDS.

ACCESSIBLE PARKING SIGNAGE AND INSTALLATION SPECIFICATIONS (Rb-50)



- SIGN REQUIREMENTS**
- SIGN SHALL COMPLY WITH THE ATTACHED FIGURE.
 - ALL SIGN SHALL HAVE APPROPRIATE RADIUS CORNER AS PER DIAGRAM OR 4 cm RADIUS.
 - ALL SHARP EDGES REMOVED FROM SIGN BLANKS. COMPLETED SIGNS SHALL HAVE THICK X BEING BOTTLED UNLESS TO ACCOMMODATE IMPERIAL MOUNTING WITH HOLES 30mm-120mm FROM OUTER EDGE OR AS PER DIAGRAM.
 - CENTRE OF MOUNTING SLITS SHALL BE EQUAL TO MULTIPLE OF 5.08cm (2 INCHES) CENTRALLY LOCATED ON BLANK OR STEEL BLANKS. FABRICATIONS SHALL BE FABRICATED BEFORE PAINTING AS TO PREVENT CORROSION. ON ALUMINUM BLANKS, FABRICATING SHALL BE PERFORMED PRIOR TO PAINTING AND BAKING.
 - FINISHED SIGNS AND SYMBOLS SHALL BE APPLIED TO 120mm UTILITY GRADE ALUMINUM WITH BRUSH WHITE PAINT BASED FROM THE DRIVE SIDE. ALL INKS SHALL BE FACED TO CONFORM TO REG. AREA OF THE HIGHWAY TRAFFIC ACT.
 - ALL LETTERING TO MEET M.T.O. STANDARDS.
 - ALL COLOURS TO MEET M.T.O. STANDARDS.

- INSTALLATION REQUIREMENTS**
- SIGN MUST BE PLACED NEARBY THE LATERAL LIMITS OF THE PARKING STALL.
 - SIGN MUST BE MOUNTED AT A HEIGHT OF 1.5m TO 2.0m, MEASURED FROM THE TOP OF THE CURB TO THE BOTTOM OF THE SIGN.



1. THIS DRAWING IS THE EXCLUSIVE PROPERTY OF C.F. CROZIER & ASSOCIATES INC. AND THE REPRODUCTION OF ANY PART WITHOUT PRIOR WRITTEN CONSENT OF THIS OFFICE IS STRICTLY PROHIBITED.
2. ALL PAVEMENT MARKINGS HAVE BEEN DESIGNED IN CONFORMANCE WITH THE ONTARIO TRAFFIC MANUAL (OTM) BOOKS 5 & 11.
3. TACTILE PLATES AND SIDEWALK RAMPS TO BE PROVIDED AT ALL PEDESTRIAN CROSSING LOCATIONS, IN CONFORMANCE WITH THE ADA STANDARDS.

No.	ISSUE	DATE: MM/DD/YYYY	Engineer	Engineer	Project
0	ISSUED FOR COORDINATION	08/09/2021			

DRAFT
FOR DISCUSSION PURPOSES ONLY

NINTH LINE (DERRY-BRITANNIA)
CITY OF MISSISSAUGA

PAVEMENT MARKING AND
SIGNAGE PLAN - PART 2



THE HARBOUREDGE BUILDING,
40 HURON STREET, SUITE 301,
COLLINGWOOD, ON L9Y 4R3
705-446-9510 T
705-446-9520 F
www.cf-crozier.ca

Drawn	P.B.	Design	P.B.	Project No.	780-5227
Date	2021/08/09	Check	P.A.	Scale	1:1000
				Drawing	304B