
Malton Neighbourhood Community Data Summary Report

Draft Report: March 20, 2018

Table of Contents

Summary	3
Introduction: The Community of Malton	4
Community Hubs	5
Recommendations	5
Malton Service Delivery Areas	6
Community Data Summary:	
Socio-Demographic Information	7
Economic Opportunities	9
Resident Engagement and Community Belonging	11
Safety	12
Health	13
Physical Environment	14
Conclusion	15
Appendix I: Methodology and Data Limitation	16
Appendix II: Organizations and Groups Serving Malton	19
Appendix III: Additional Data and Information Sources	20

Summary

The purpose of this report is to provide relevant data that is representative of Malton. It is intended to support community residents and stakeholders, as they work towards their vision of achieving a Community Hub.

Malton is a well-established, diverse community within the City of Mississauga. It has evolved, like many other communities in the Greater Toronto Area, to accommodate changing demographics, labour markets, housing needs and transportation developments.

Malton stakeholders have provided data and information to inform this report. Information has been gathered through community meetings, focus groups and local reports, all of which has provided insights into addressing local needs and concerns. Additional data was gathered from the Peel Data Centre, Health Services Department, Statistics Canada, City of Mississauga and the Peel District School Board.

The Community Data Summary Report indicates that Malton has opportunities to provide targeted supports to address the unique needs of this community, in particular services that relate to youth, income security and health.

Introduction

The Community of Malton

The Malton neighbourhood is a well-established and mature residential area, located in the northeast quadrant of the City of Mississauga; it is largely separated from other residential areas of Mississauga by the Toronto Pearson International Airport and numerous industrial developments.

Malton is a fully built out community with few remaining parcels of land available for new development and is therefore not likely to experience new growth, without targeted revitalization, redevelopment and reinvestment.¹

For the purposes of this report, data was collected based on Service Delivery Areas. These areas were created by the Peel Data Centre to support service planning and delivery, by providing data that is relevant to local geographies. Malton is comprised of two Service Delivery Areas, M08 and M38. Please see the map on page 6.

Malton is a diverse and community focused neighbourhood; 2016 census data shows a total immigrant population (individuals born outside of Canada) of 22,835, representing 59.9% of the population, of those, 4,075 are recent immigrants (resident in Canada less than 5 years).

Malton is a highly engaged community; according to the *My Malton Community Vision Report*, “Residents of Malton often portray the community as exuding a ‘village feel’, referring to the neighbourliness, strong sense of community and social connectedness felt between residents”. The community includes a number of faith-based groups; many have expressed interest in collaborating with the wider community. Memberships in these organizations range from 60 to over 1,000 persons, and offer a variety of social services to the wider community.

There is easy access to some of the many assets in Malton - the library, community centre, schools, culturally appropriate grocery stores and transportation are within walking distance of much of the community. However, current community space such as in the Malton Community Centre is very well used with limited capacity for additional programming.

¹ City of Mississauga *My Malton Community Vision Final Report* March 2016, p. 4.

Community Hubs

On October 12, 2017, Peel Regional Council endorsed the '*Community Hubs Planning Framework*' which includes:

- Build the community's capacity to access and use data including information from the Neighbourhood Information Tool, to inform service planning
- Define the Region's funding role to support comprehensive community hub development that can leverage other funding sources
- Promote integration and coordinated service planning through a network.

Several local groups in Malton have had discussions and community consultations about the need for a community hub. As a result, the Region of Peel's Human Services Department, in collaboration with the City of Mississauga, Community Services Department, collected available data and information from Malton stakeholders and other sources.

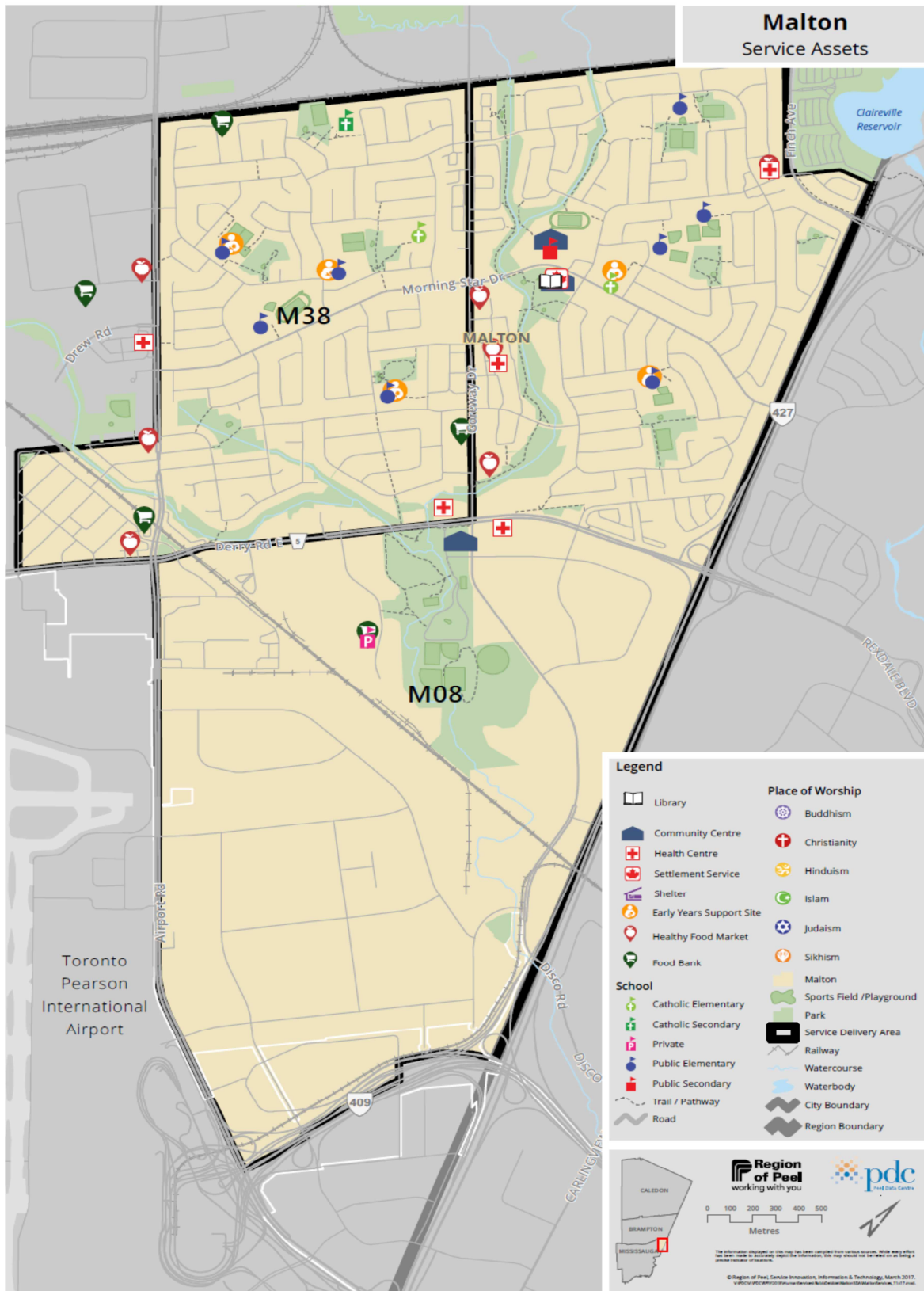
The purpose of this collaborative effort was to:

- Gather available data and existing information to support community stakeholders with informed planning
- Identify key themes that can guide the community to collectively set service priorities
- Support the community to move their community hub vision forward

Recommendations

Based on the results of this report, the following steps are recommended for the Region of Peel to help facilitate community collaboration in Malton:

1. Validate the Malton Community Data Summary Report with key stakeholders to inform Malton community hub planning
2. Support collaborative planning through the various stages of community hub development, including any additional data requirements
3. Develop a regional Community Hub Network to integrate and coordinate services, support planning and identify funding resources.



Community Data Summary

QUICK FACTS...

From The 2016 My Malton Community Vision Report

The community has also voiced their concerns that the lack of appropriate venues for artistic expression contributes to local talent leaving Malton... in order to find opportunities elsewhere.

90% of community agencies serving Malton note a considerable proportion of youth have difficulty accessing health and community services. Either services do not exist or there is insufficient designated, safe and accessible space to offer programs and services.

1. Socio-Demographic Information

Recent 2016 census data from Statistics Canada shows Malton's overall population has increased from 37,700 in 2011 to 38,075 in 2016.

Child-Youth Population: This population remains a high proportion of the community. 26% of the population is under the age of 19. In the rest of Mississauga, only 24% of the population is within this age range.

The recent Malton United Youth Collective Impact Project case study indicates that 28% of youth are not involved in any extra-curricular activities.

The case study also cites the following barriers to youth participating in activities: lack of close proximity, transportation costs, and lack of age appropriateness. The study also identified that youth may feel uncomfortable when engaging in activities because of gender, skin colour or language.

The same study also finds 17% of youth do not have access to community programs which are of interest to them.

Other community agencies identify the need for youth services in Malton, and also emphasize the requirement to ensure programs and services are culturally appropriate, and reflect the needs of youth in the community.

Senior Population: The population of persons over the age of 65 has grown slightly since the last census, from 4,730 to 5,290, an increase of 560.

Lone Household Led Families: The proportion of lone parent families has also increased marginally from 21.1% to 24.3% in 2016, and is higher than Mississauga's rate of 17.2% in 2016.

Visible Minority: The proportion of visible minority population in Malton is 82.5%, which is considerably higher than that of Mississauga at 57.2%.

Immigration Status: There are 22,835 immigrants in Malton, of which, 4,075 are new immigrants who have been in Canada less than 5 years, representing 59.9% of the population. There are 381,735 immigrants in Mississauga, at 53%.

The following tables provide information regarding language, ethnicity and diversity:

Top 5 Non-Official Languages Spoken Most Often at Home, 2016

M08		M38		Mississauga	
Punjabi (Panjabi)	2,155	Urdu	555	Urdu	22,885
Urdu	685	Hindi	410	Mandarin	18,080
Gujarati	390	Gujarati	365	Arabic	16,810
Italian	390	Italian	280	Polish	14,980
Hindi	380	Malayalam	205	Punjabi (Panjabi)	12,890

Source: Statistics Canada Census Data 2016

Top 5 Immigrant Places of Birth, 2016

M08		M38		Mississauga	
India	4,015	India	5,470	India	54,630
Jamaica	1,510	Jamaica	895	Pakistan	35,855
Pakistan	1,010	Guyana	690	Philippines	28,330
Guyana	980	Pakistan	620	China	23,110
Italy	605	Trinidad & Tobago	415	Poland	21,685

Source: Statistics Canada Census Data 2016

QUICK FACTS...

My Malton Community Vision Report suggests Malton offers one of the most affordable places to live in Mississauga

YET

They also identified that housing needs are highest among youth, recent immigrants and lone -parent households

About 70% of agencies reported that career counselling and job opportunities are essential needs in Malton.

Community input gathered through the Malton Community Building Project highlights a need for increased high school graduation rates, jobs, mentorship, and opportunities for foreign trained persons.

2. Economic Opportunities

Malton remains a community that would benefit from additional economic opportunities for its residents. The 2016 census shows on average 21.6% of the population in Malton experience low-income, which is substantially higher than the population in Mississauga at 14.7%.

The following information shows the number of families that pay more than 30% per cent in household shelter costs, general and youth unemployment rates and the number of residents with post-secondary education.

Prevalence of Low Income Status*, 2016

Location	Total Population	Number of Persons	Percentage
Malton M08	20,400	4,410	21.6%
Malton M38	17,505	3,805	21.7%
Mississauga	715,475	105,250	14.7%

Source: Statistics Canada Census Data, 2016

*Low income status is based on the after-tax low-income measure (LIM-AT)

Household Shelter Costs: 36.4% of Malton households spent more than 30% of their income on housing costs; a proportion higher than that of Mississauga households at 31.4%.

Household Income Spent on Shelter, 2016

Location	Households Spending ≥ 30% of Income on Shelter
M08	2,345
M38	1,780
Mississauga	75,660

Source: Statistics Canada Census Data, 2016

Unemployment Rate, 2016

Location	Percentage
Malton M08	10.5%
Malton M38	10.5%
Mississauga	8.3%

Source: Statistics Canada Census Data, 2016

Youth Unemployment Rate*, 2016

Location	Percentage
Malton M08	23.0%
Malton M38	27.3%
Mississauga	25.1%

Source: Statistics Canada Census Data, 2016

*Proportion of Population 15 years and over were reported as unemployed and not in school

Number of Persons with Post-secondary Education (15 yrs. and over), 2016

Location	Total Population with Post-secondary	Location of study inside Canada	Location of study outside Canada
M08	7,305	4,185	3,105
M38	6,380	3,140	3,230
Mississauga	348,915	207,315	141,600

Source: Statistics Canada Census Data, 2016

3. Resident Engagement and Community Belonging

Resident engagement and community belonging are important indicators for community well-being. Information is available that shows how connected residents in Malton are to their community.

The data shows 72% of Malton residents perceive a sense of belonging to their community. This is higher than the Ontario average of only 66%.

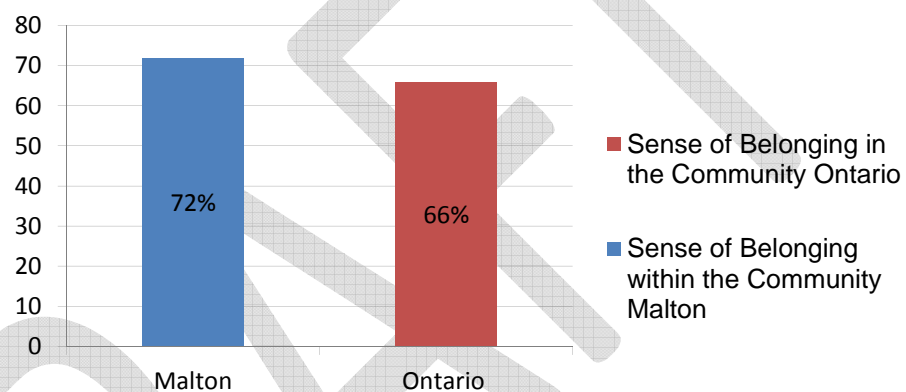
Although over 15,000 children and youth accessed free City of Mississauga, Recreation programs in 2015 - 2016, a lack of “things to do” is a frequently occurring theme in the “*My Malton Community Vision*” report and was shared by stakeholders.

QUICK FACTS...

The Malton United Youth Collective Impact Project suggests youth are looking for a place where they feel safe to access affordable services, and participate in activities of interest to them such as: arts, music, dance, sports, and technology.

The desire for space has been expressed from various community documents calling for some type of communal or hub space to support program engagement.

Sense of Belonging in the Community

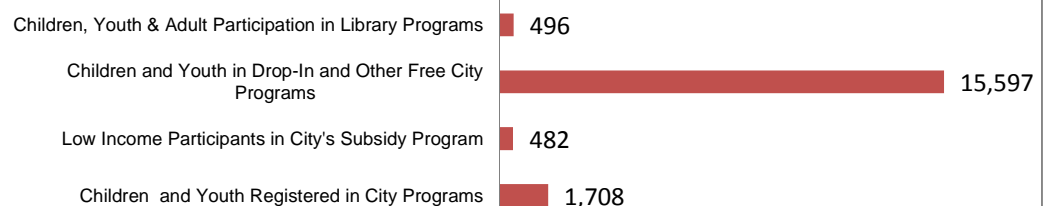


Sense of Community Belonging - Proportion of population aged 12+ that self-report sense of belonging.

Source: Canadian Community Health Survey, 2010 – Environics

Updated Sense of Community Belonging Data – Data will not be available through Peel Data Centre until April 2018

Total Malton Participants in City of Mississauga Programs



Source: City of Mississauga Municipal Data 2015 Recreation Program Usage: Proportion of population in each municipality registered or a member of one or more recreation program in their municipality in the past year.

Source: Municipal Data, 2015-2016: Library Usage - Proportion of population in each municipality using their municipality's library services in the past year.

4. Safety

A feeling of safety in one's community is an important indicator of community well-being and vitality. Peel Regional police data shows in 2017 there were 334 reported crimes including mugging, theft from vehicle, mischief, auto theft, break-in and robbery. In comparison to Mississauga, Malton is proportionately lower at 4.8% and Mississauga is 56.7% of crimes reported across the geographies serviced by Peel Police.

Crime Rates, 2017

Crime Categories	M08	M38	Mississauga
Auto Theft	56	17	1,255
Break-In	24	20	1,279
Homicide	0	0	11
Mischief	34	22	1,589
Muggings	25	5	212
Robbery	33	10	271
Theft from Vehicle	50	38	2,346
Total	222	112	6,963

Source: Peel Regional Police 2017

Note: Due to a variance in the reporting geographies used by Peel Regional Police, The chart above only provides a compilation of reported crimes.

QUICK FACTS...

According to Wellfort Community Health Centre:

‘A Community Hub in Malton would be a dynamic element of Malton’s 21st century story and help position Malton as a leader in innovation for community well-being.’

Services could include food security programs, grassroots programs, youth friendly space and newcomer information.

5. Health

Good health is an important component of overall well-being and quality of life. Although Malton residents’ health is similar to others in Peel Region, there are some areas where Malton residents do better.


Most recent data shows that in comparison to Peel, Malton residents tend to have a lower obesity rate, (49% vs. 51%) less alcohol consumption above the recommended guidelines (9.1% vs. 15.5%) and are less likely to smoke (12% vs. 14.6%).

The latest Early Development Scores for 2014 – 2015 indicate that 35.4% of children in Malton are considered vulnerable, compared to 30.3% of children across the city of Mississauga.

The 2014 Peel District School Board Social Risk Index provides a general picture of potential risk in communities.² Every school in Malton is considered to score high on the Social Risk Index.

Peel Public Health reported that in the 2016/2017 school year on average, 64% of the children screened through the Healthy Smiles Program had dental needs requiring urgent or preventive care. In the rest of Peel, the average was 36%.

Healthy Child Development Early Development Instrument Assessment Malton and Mississauga, 2014 - 2015



Source: Health Services, Region of Peel 2014 – 2015

Healthy Child Development Early Development Instrument Assessment - to be updated in 2018

² This index takes into consideration indicators such as economic, family structure and education and then weights them to provide a score, similar to the methodology used in the Neighbourhood Information Tool. This report is to be updated by the School Board in 2018.

6. Physical Environment

Several key redevelopment and investment initiatives have occurred throughout Malton, for example, the Malton Adventure Playground and the Paul Coffey Park and Arena renovations, which has helped to transform the environment and provide a sense of local pride for residents.

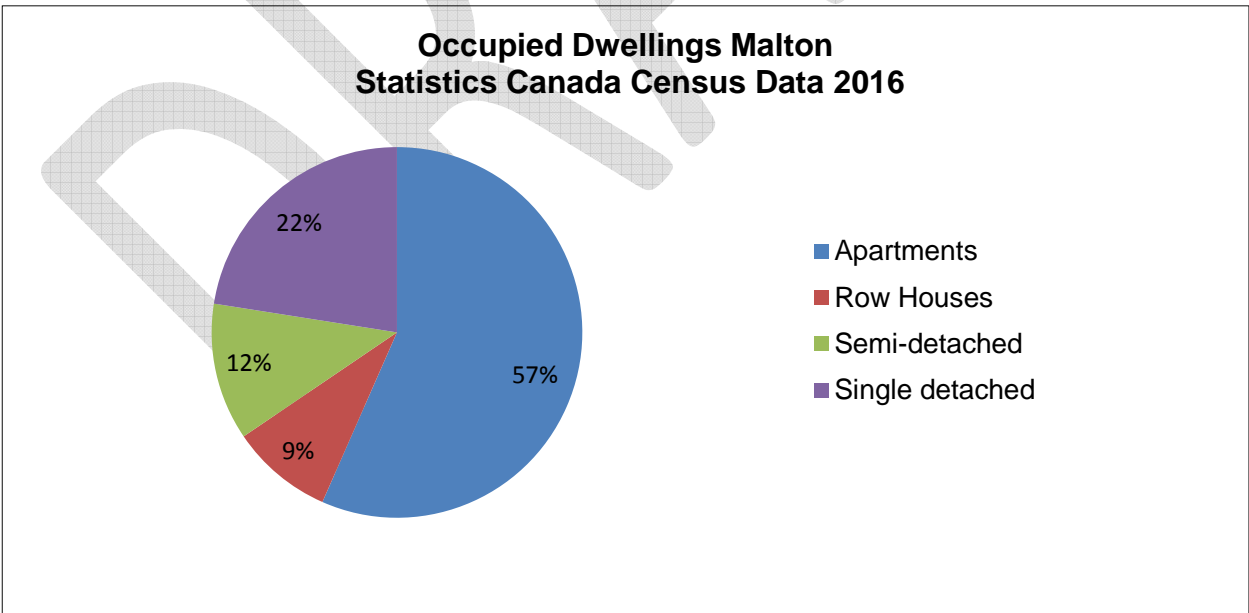
On average, 64.3% of residents in Malton live within a ten minute walking distance to the library, community centre and places of worship.

Almost 60% of residents in Malton live within a ten minute walking distance to fresh food retailers.

Emergency food programs are offered through non-profits, schools and faith-based organizations. However, when referencing the social demographic and economic data in this report, the community may need to have further discussions around local food security needs.

The Malton Community Centre offers a cluster of programs and services through various organizations, many of which are satellite services. However, community agencies reported only 20% of youth social services program providers have offices in Malton; therefore, services are still inaccessible for youth.

The majority of residents, 57% rent their homes. This is at a much larger rate than the rest of Mississauga, where only 36.9% rent their homes.



7. Conclusion

Over the past decade, the residents and stakeholders of Malton have identified that additional supports and community space are required to address their needs.

This report has attempted to reflect their input and use relevant and current data to support their vision for a community hub and to establish additional services within their community.

As this report indicates:

- Proportionately there is a higher youth population in Malton.
- Some children are not always ready for school.
- Income security remains an issue for newcomers to Canada, lone parent families, and those paying more shelter costs than are reasonable.

These factors impact the general health and well-being of the community. It is important that all those who have an interest in the community of Malton consider supporting the recommendations as outlined in this report: community validation, continued collaborative planning, additional data analyses, the development of a Community Hub Network to integrate services, support planning and the identification of funding resources.

Appendix I: Methodology and Data Limitations

Methodology

During the months of August and September 2017, Peel Region conducted informal consultations and some key stakeholders (non-profits, collectives, school board and faith-based organizations) provided their own pre-existing data and information to help inform the need for programs and services in Malton.

The data from the community was supplemented with statistics derived from, but not limited to:

- Statistics Canada
- Peel Data Centre
- Peel Health Services Department
- City of Mississauga

All documents were sorted and analyzed for distinct themes and concepts. Both qualitative and quantitative approaches were applied to this report.

Data Limitations

There are limitations and gaps that impact the ability to conduct a more rigorous assessment. For example, some data suffers from self-reported bias and sample size limitations for certain results.

The primary participants who administered the process, including those who collected, analyzed and interpreted the information presented in the report are Regional staff members. The report relied heavily on quantitative and qualitative data and other secondary research.

Finally, data was not collected on specific vulnerable population such as the homeless or other vulnerable sectors of the community.

Appendix II

Organizations and Groups Serving Malton*

Child and Family Learning Centres (CFLC) & Parent Family Literacy Centres (PFLC) & EarlyON	
Dunrankin Drive Public School CFLC 3700 Dunrankin Dr.	Lancaster Public School CFLC 7425 Netherwood Rd.
Marvin Heights Public School CFCL 7455 Redstone Rd.	Ridgewood Public School CFLC 7207 Cambrett Dr.
Holy Cross Catholic Elementary School PFLC 3615 Morning Star Dr.	
Child and Youth Services	
Boys and Girls Club of Peel 7455 Redstone Rd. Malton 3700 Dunrankin Dr.	Four Corners Health Centre (WellFort) 40 Finchgate Blvd. (Moving 2018 to Westwood Mall)
Rapport Youth and Family Services 71 West Dr. #37, Brampton	Malton Neighbourhood Services 3540 Morning Star Dr.
Eclipse Youth Centre After School Program (Rapport Youth and Family Services) 3700 Dunrankin Dr. 7207 Cambrett Dr. 7455 Redstone Rd.	
Malton Community Building Project - Gravel Club 3540 Morning Star Dr.	Malton United for Youth 3540 Morning Star Dr.
Malton Muslim Youth Club and Malton Mavericks 7097 Airport Rd.	
Day Care Centres and After School Programs	
YMCA Morning Star Drive Child Care Center (Malton CC) 3500 Morning Star Dr.	PLASP - Holy Cross Catholic School after School Program 3615 Morning Star Dr.
PLASP - St. Raphael Catholic School after School and Early Years Programs 3470 Clara Dr.	PLASP - Lancaster Early Learning and Child Care Centre 7425 Netherwood Rd.
Rainbow Village Daycare Centre 7314 Goreway Dr.	Rapport Youth & Family Services 71 West Dr. Brampton
Emergency Food Services	
New Life Covenant Centre Food Bank 7050 Bramalea Rd.	Mount Zion Apostolic Food Bank 6810 Professional Ct.
Seva Food Bank 2832 Slough St.	Sai Dham Canada 7140 Goreway Dr.

Grassroots Organizations	
Malton Moms camar@maltonmoms.com	Malton Senior Asians Group 3540 Morning Star Dr.
Malton Senior Citizens Club 231 3540 Morning Star Dr.	Malton Black Development Association clovalyn.w@gmail.com
Malton Community Building Project 3540 Morning Star Dr.	Malton Women Council 7095 Rexwood Rd.
Peel SWAG (Success with Age and Guidance) info@peelswag.ca, peelswag@gmail.com	
Health	
Alcoholics Anonymous Our Lady of the Airways 7411 Darcel Ave.	Four Corners Health Centre (WellFort) 40 Finchgate Blvd. (Moving 2018 to Westwood Mall)
Punjabi Community Health Services 2980 Drew Rd. Unit # 241	
Library	
Mississauga Public Library, Malton Branch 3540 Morning Star Dr.	
Places of Worship	
Anjuman-E-Anwarul Islam of Malton 7079 Airport Rd.	Faith Alive Christian Centre 3595 Nashua Dr.
Faith and Hope Ministry 7475-56 Goreway Dr.	Guru Nanak Community Services Foundation 677 Drew Rd.
Haridham Canada, Hindu Swaminarayan Mandir and Cultural Centre 6875 Professional Crt.	Light Presbyterian Church 6965 Professional Crt.
Malton Bible Chapel 3093 Churchill Ave.	Malton Islamic Centre 6836 Professional Crt.
Malton Seventh-Day Adventist Church 285 Attwell Dr. Etobicoke	Mississauga International Baptist Church 3415 Etude Dr.
Mount Zion Apostolic Church of Canada 6810 Professional Crt.	New Life Covenant Centre 7050 Bramalea Rd. - Unit 42 – 47
Our Lady of the Airways Catholic Church 7411 Darcel Ave.	St. Hugh and St. Edmond Anglican Church 7314 Goreway Dr.
Sri Guru Singh Sabha Gurdawara Malton 7280 Airport Rd.	St. Gregorios Orthodox Church of Toronto 6890 Professional Crt.
St. Mark's Presbyterian Church 7366 Darcel Ave.	Temple of Hope 3131 Morning Star Dr.
Toronto Kalibari 6815 Professional Crt.	Trinity United Church 7113 Airport Rd.
The Church of God of Prophecy 5145 Tomken Rd.	The Holy Remnant Apostolic Church 3233 Brandon Gate Dr.

Schools	
Ascension of Our Lord Secondary School 7640 Anaka Dr.	Brandon Gate Public School 3800 Brandon Gate Dr.
Corliss Public School 3730 Corliss Cres.	Darcel Avenue Sr. Public School 7635 Darcel Ave.
Dunrankin Drive Public School 3700 Dunrankin Dr.	Holy Cross Catholic Elementary School 3615 Morning Star Dr.
Lancaster Public School 7425 Netherwood Rd.	Lincoln M Alexander Secondary School 3545 Morning Star Dr.
Marvin Heights Public School 7455 Redstone Rd.	Morning Star Middle School 3131 Morning Star Dr.
Ridgewood Public School 7207 Cambrett Dr.	St. Raphael Catholic Elementary School 3470 Clara Dr.
Recreational, Parks and Community Centres	
Cricket Club of Canada - Malton Cricket Ground 3430 Derry Rd. East	Elm Creek Park 3540 Morningstar Ave.
Malton Muslim Youth Club and Malton Mavericks 7097 Airport Rd.	Malton Community Centre 3540 Morning Star Dr.
Malton Soccer Club 3430 Derry Rd. East	Paul Coffey Arena and Park 3430 Derry Rd. East
Malton Tennis Club 3430 Derry Rd. East	Malton Community Festival 3430 Derry Rd. East
Sikh Sports Club info@sikhsportsclub.com	
Housing	
Supportive Housing in the Province (SHIP) 969 Derry Rd. East	
Settlement	
Malton Neighbourhood Services 3540 Morning Star Dr.	
Seniors	
Malton Senior Asians Group 3540 Morning Star Dr.	Malton Senior Citizens Club 231 3540 Morning Star Dr.

*Malton services have been identified through community consultations and the online Malton Library, Community List of Social Services.

Appendix III

Additional Data and Information Sources

- City of Mississauga, Community Services Department
- Dufferin-Peel Catholic District School Board
- Family Day Care Services
- Family Education Centre
- Four Corners Health Centre (Wellfort)
- Malton Black Development Association
- Malton Community Building Project
- Malton Moms
- Malton Neighbourhood Services
- Malton United Youth Collective Impact Project
- Malton Women Council
- *My Malton Community Vision 2016*
- Mississauga Public Library
- Peel District School Board
- Peel Regional Police (Diversity and Community Support Unit)
- Peel Regional Police (Intelligence Services)
- Punjabi Community Health Services
- Sai Dham Canada
- Seva Food Bank
- Success with Age and Guidance (SWAG)
- United Way of Peel Region
- YMCA