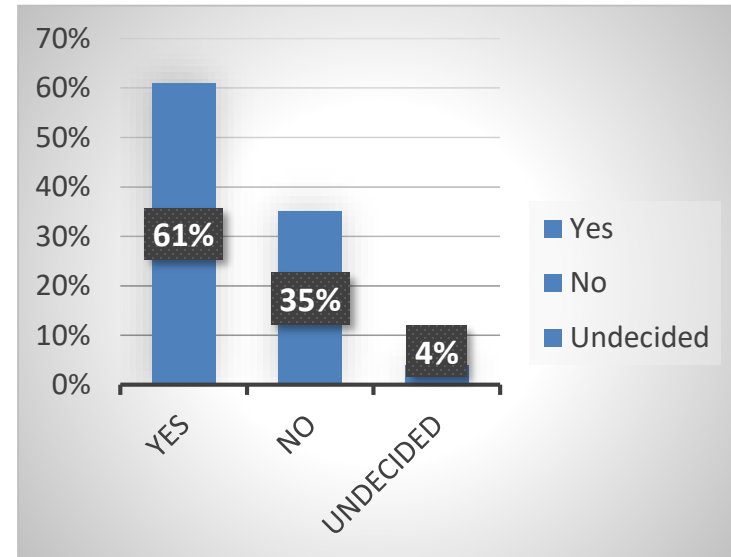


Ward 2 - Traffic Calming Survey Results

Orr Road

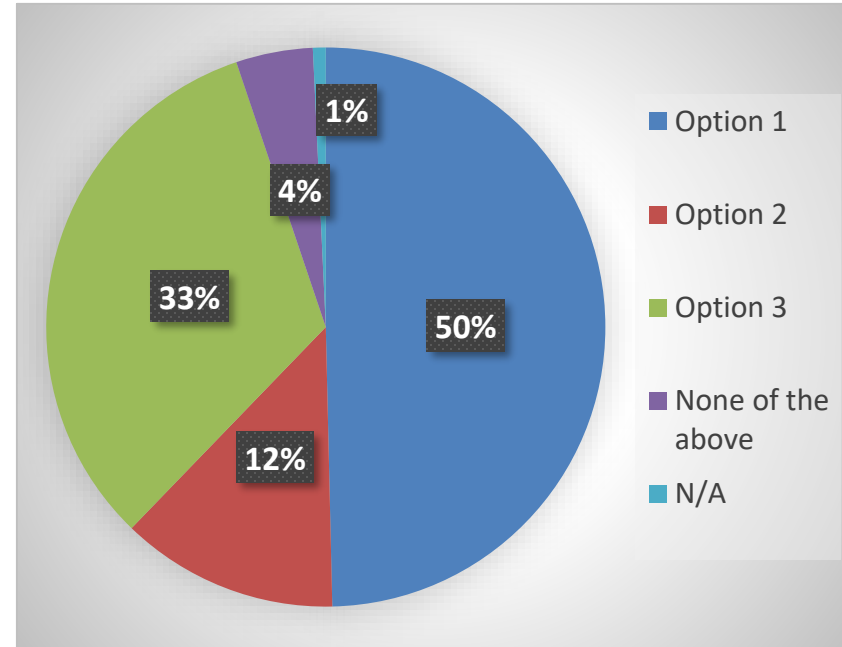
- 223 households completed the survey
- Yes: 135 (61%)
 - Support traffic calming
- No: 80 (35%)
 - Oppose traffic calming
- Undecided : 8 (4%)



Ward 2 - Traffic Calming Survey Results

Orr Road

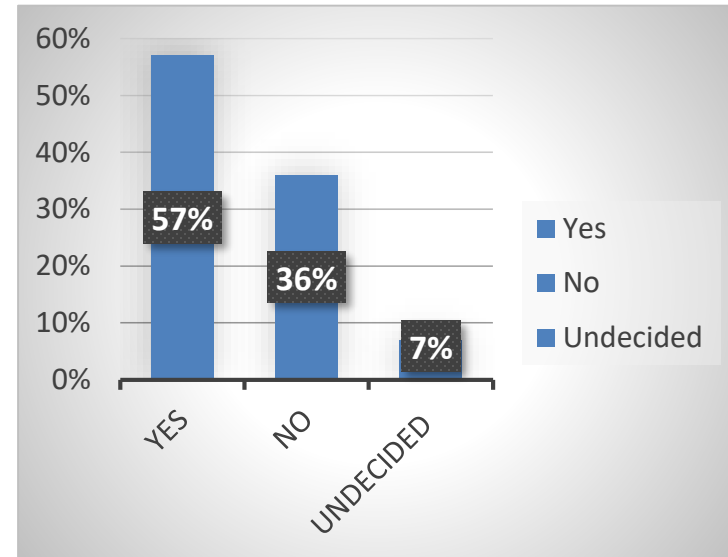
- Out of the 135 households in favour of Traffic Calming Measures
 - Option 1: 67 (50%)
 - 6 traffic calming devices
 - 1 new all-way stop at Orr Road and Inverhouse Drive
 - Option 2: 17 (12%)
 - 4 traffic calming devices
 - 2 new all-way stops at Orr Road and Inverhouse drive, and at Orr Road and Fletcher Valley Crescent
 - Option 3: 44 (33%)
 - 3 traffic calming devices
 - 2 new all-way stops at Orr Road and Inverhouse drive, and at Orr Road and Fletcher Valley Crescent
 - None of the above: 6 (4%)
 - N/A: 1 (1%)



Ward 2 - Traffic Calming Survey Results

Meadow Wood Road

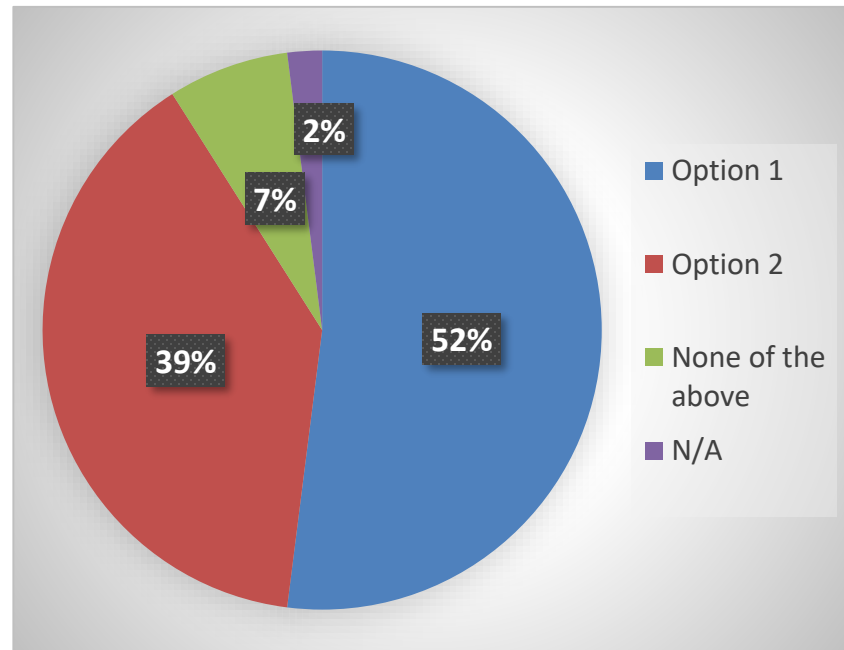
- 223 households completed the survey
- Yes: 128 (57%)
 - Support traffic calming
- No: 79 (36%)
 - Oppose traffic calming
- Undecided: 16 (7%)



Ward 2 - Traffic Calming Survey Results

Meadow Wood Road

- Out of the 128 households in favour of Traffic Calming Measures
 - Option 1: 67 (52%)
 - 4 traffic calming devices
 - 9 flexible bollards
 - Option 2: 50 (39%)
 - 3 traffic calming devices
 - 9 flexible bollards
 - None of the above: 8 (7%)
 - N/A: 3 (2%)



Ward 2 - Traffic Calming Survey Results

Bob-O-Link Road

- 223 households completed the survey
- Yes: 139 (62%)
 - Support flexible bollards
- No: 83 (37%)
 - Oppose flexible bollards
- N/A : 1 (1%)

