

LEGEND


- Tree Inventory**
Refer to Table 1 of report dated 16 February 2022 for tree inventory information. Trees greater than 10cm DBH on and within six metres of the subject property and trees of all sizes within the City road right-of-way were included in the inventory.
- Tree Removals**
The removal of ten trees will be required to accommodate the proposed development, as indicated with RED labels. The removal of one additional dead tree is recommended, as indicated with an ORANGE label.
- Tree Preservation**
The preservation of the remaining 24 trees and one tree polygon will be possible with appropriate tree protection measures. Trees identified for preservation are indicated with GREEN labels. Tree protection measures will have to be implemented prior to construction. Required tree preservation fencing is indicated in MAGENTA. Refer to Tree Protection Plan Notes for preservation details and tree preservation fence detail.
- Tree Label (GREEN), preservation recommended X
 - Tree Label (RED), removal required due to development X
 - Tree Label (ORANGE), removal recommended due to condition X
 - Dipline (CYAN circle) ○
 - Minimum Tree Protection Zone (mTPZ) (MAGENTA circle) ○
 - Surveyed Tree Location ●
 - Tree Location Estimated by KFCI ○
 - Heavy-duty Tree Protection Fencing (thick solid MAGENTA) —
 - Light-duty Tree Protection Fencing (thick dashed MAGENTA) - - -
 - Location of Airspade Trench (thick solid CYAN) —

Specifications for the Protection and Preservation of Existing Vegetation

- The following notes are to be included on all tree preservation plans:
- All existing trees, which are to remain, shall be fully protected with hoarding to City standards, erected beyond the "drip line" prior to the issuance of the Erosion and Sediment Control Permit, to the satisfaction of the Community Services Department. Groups of trees and other existing plantings to be protected, shall be treated in a like manner with hoarding around the entire clump(s). Areas within the protective fencing shall remain undisturbed and shall not be used for the storage of building materials or equipment.
 - No rigging cables shall be wrapped around or installed in trees. Surplus soil, equipment, debris or materials shall not be placed over root systems of the trees within the protective fencing. No contaminants will be dumped or flushed where feeder roots of trees exist.
 - The developer or his/her agents shall take every precaution necessary to prevent damage to trees or shrubs to be retained.
 - Where limbs or portions of trees are removed to accommodate construction work, they will be removed carefully in accordance with accepted arboricultural practices.
 - Where root systems of trees are exposed directly adjacent to or damaged by construction work, they shall be trimmed neatly and the area backfilled with appropriate material to prevent desiccation.
 - Where necessary, the trees will be given an overall pruning to restore the balance between roots and top growth or to restore the appearance of the trees.
 - Trees that have died or have been damaged beyond repair, shall be removed and replaced by the owner at the developer's own expense with trees of a size and species as approved by the Community Services Department.
 - If grades around trees to be protected are likely to change, the owner shall be required to take such precautions as dry welling, retaining walls and root feeding, to the satisfaction of the Community Services Department.

No.	Issue/Revisions	Date	By
1	Report Submission	16 Feb. '22	KNH

Base Data: Aksan Piller Corporation Ltd. (survey), STUDIO ta (site)



146 Lakeshore Road West
PO Box 1267 Lakeshore W PO
Oakville ON L6K 0B3
t: 289.837.1871
e: consult@kuntzforestry.ca
web: www.kuntzforestry.ca

Client
STUDIO ta
20 Champlain Boulevard, Suite 102
Toronto, Ontario M3H 2Z1

Property
60 Dundas Street East
Mississauga, Ontario

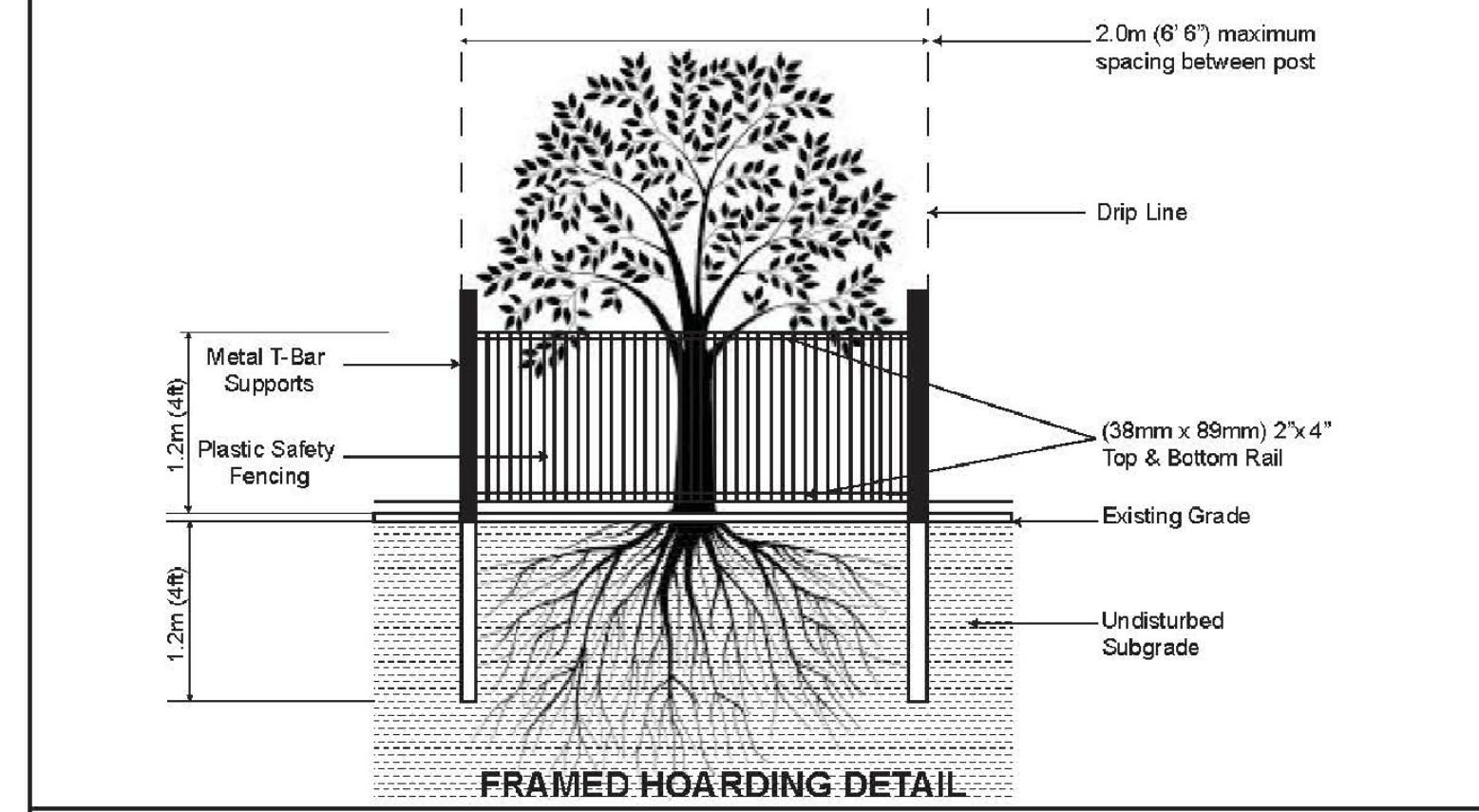
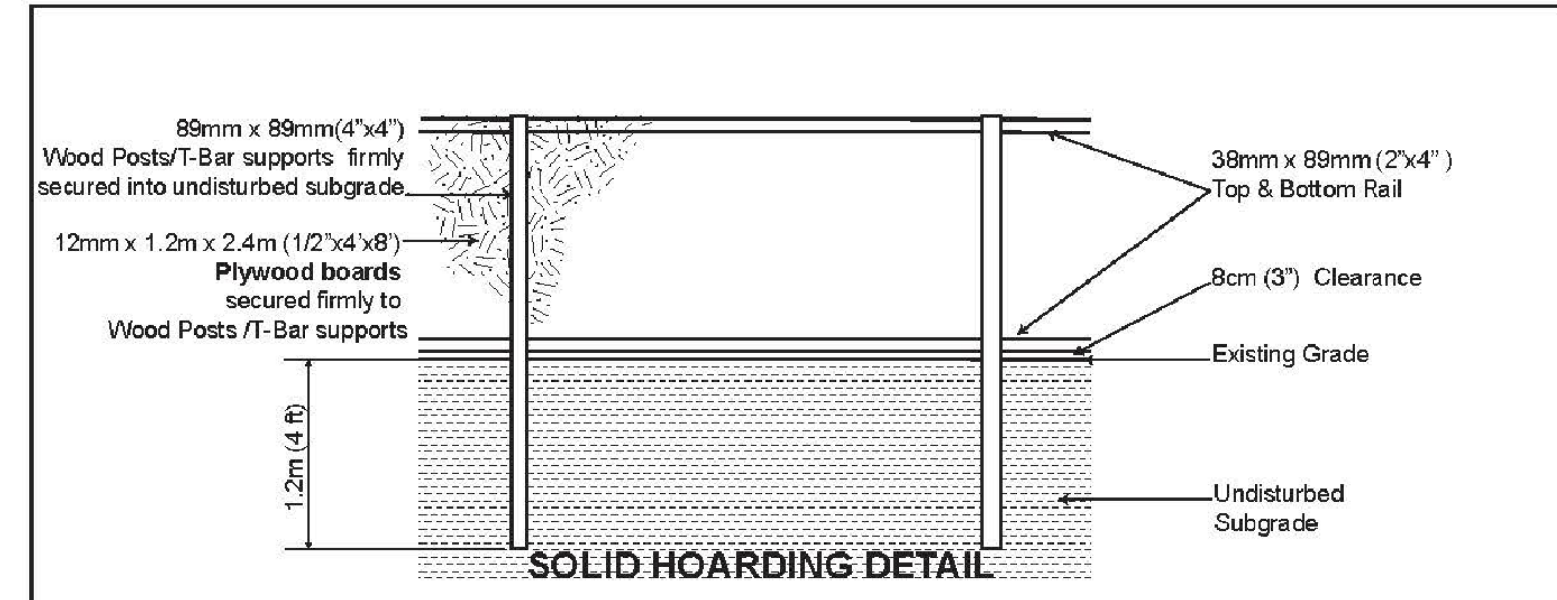
Tree Inventory and Preservation Plan

Project	P3151	Figure	1
Date	16 February 2022		
Scale	1:250		



Tree Protection Note:
The applicant is responsible for ensuring that tree protection hoarding is maintained throughout all phases of demolition and construction in the location and condition as approved by the Planning and Building Department. No materials (building materials, soil, etc.) may be stockpiled within the area of hoarding. Failure to maintain the hoarding as originally approved or the storage of materials within the hoarding will be cause for the Letter of Credit to be held for two years following completion of all site works. Hoarding must be inspected prior to the removal of any tree hoarding from the site.

Owner's Signature: _____
Date: _____



- NOTES:**
- Hoarding details to be determined following initial site inspection.
 - Private tree hoarding to be approved by Development & Design ;
 - City tree hoarding to be approved by Community Services Dept.
 - Hoarding must be supplied, installed and maintained by the applicant throughout all phases of construction.
 - Inspection must be conducted by the Development and Design Division prior to removing any/all private hoarding.
 - Do not allow water to collect and pond behind or within hoarding.
 - T-bar supports are acceptable alternative to 4x4 posts. U-shaped metal supports will not be accepted.
 - Plywood must be utilized for 'solid' hoarding. OSB/Chipboard will not be accepted for solid hoarding. Plywood sheets must be installed on 'construction' side of frame.
 - Applicant is responsible to ensure utility locates are completed within city boulevard prior to installing framed hoarding.