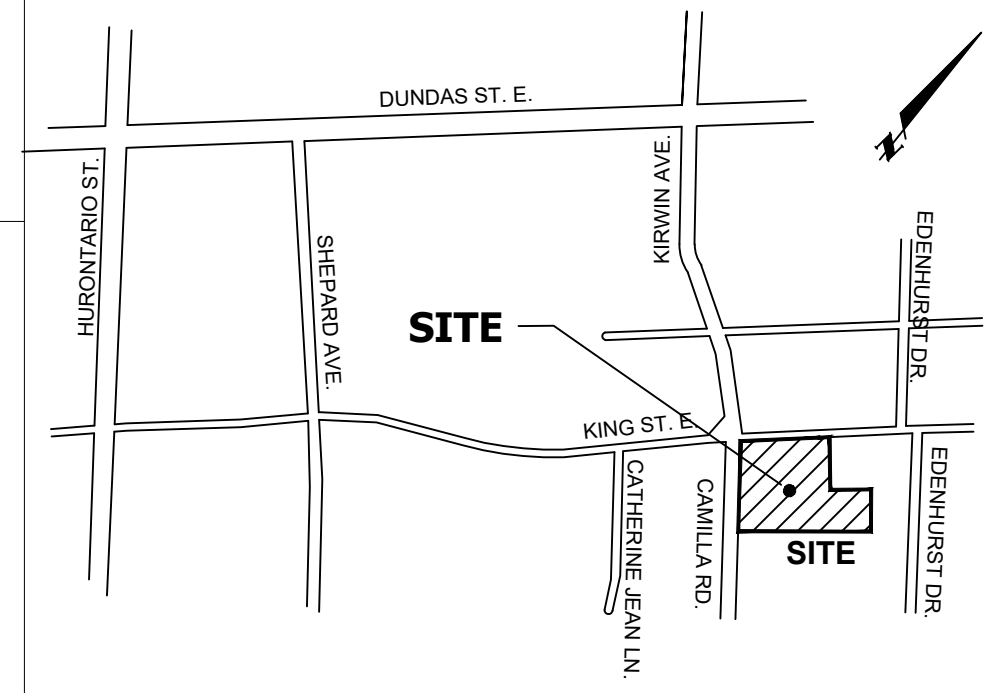

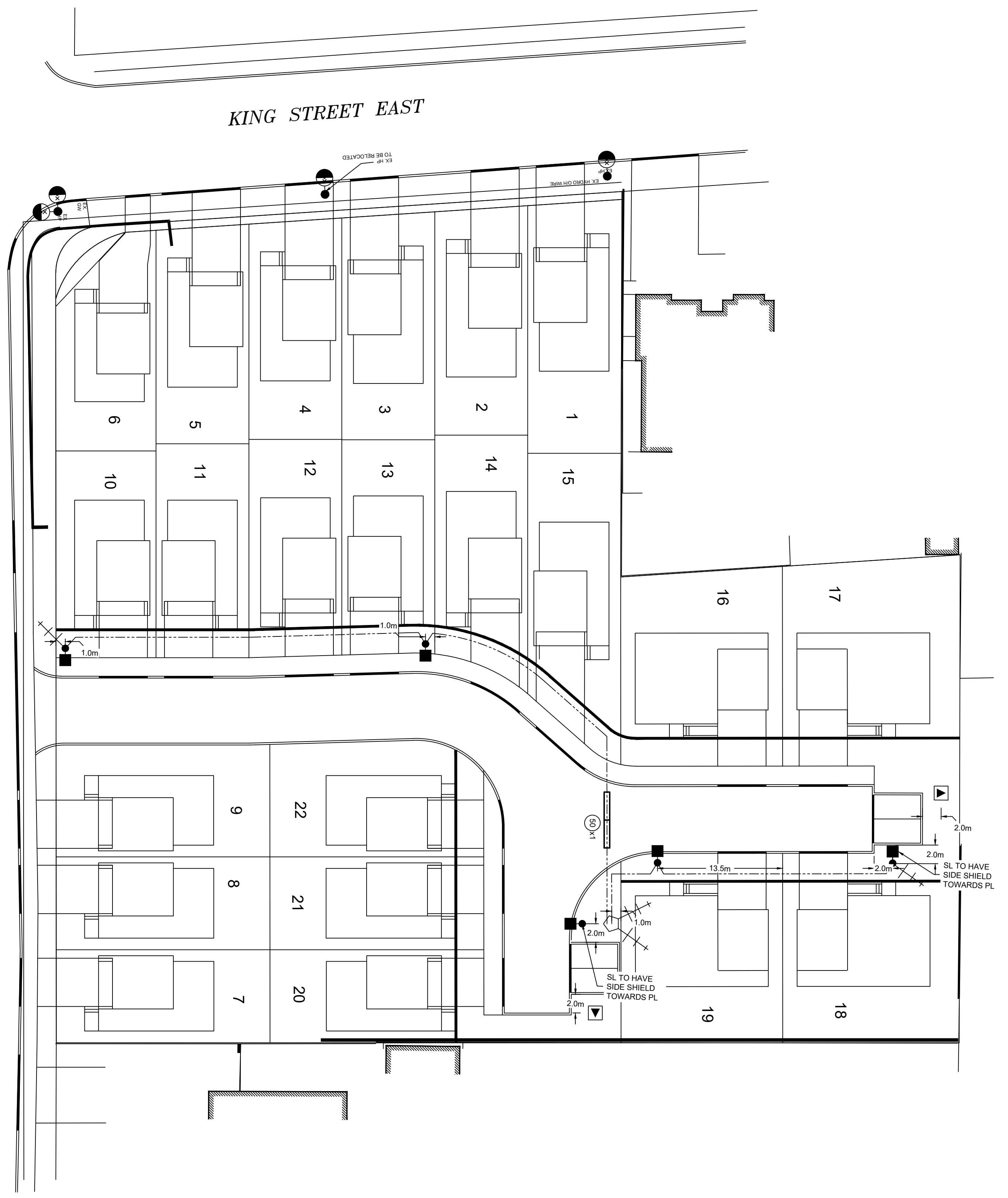


CAMILLA ROAD



**KEY PLAN**  
N.T.S.


**LEGEND**

- ▲ PROPOSED 100 TRANSFORMER
- SITE LIGHTING: KING 40W 3000K LED FIXTURE C/W HOUSE SIDE BACK SHIELD AND PHOTOCONTROL, CAT: K601D-S-PANL-II-40(SL)-7030-120277-F4-PR7-3K MOUNTED ON STRESSCRETE OCTAGONAL 25' POLE, CAT: E250-BPO-G-S11 S/F KA170 C/W FW, ON BLACK 1.5m SCROLL ARM.
- ◻ METERED STREETLIGHT POWER SUPPLY PEDESTAL TO BE MANUFACTURED BY PEDESTAL SOLUTIONS INC. (PSI), YORK, ONTARIO. CAT #SLM421-2-40, 100A 1 POLE MAIN BREAKER, 2-40 BRANCH BREAKERS, PROVISION FOR UP TO 12 BRANCH BREAKERS. WEATHER PROOF, TAMPER PROOF CABINET, DARK GREEN, PROVISIONS FOR PADLOCKING, MOUNT ON PRE-CAST CONCRETE FOUNDATION (UTILICON UP2022)
- STREETLIGHT CABLE: 2-#6 CU. RWU-90 PVCJ & 1-#6 CU. TRIPLEX 1000V CABLE IN 50mm PVC TYPE 2 DUCT.
- COMMON ELEMENT CABLE: 2-#2 CU. RWU-90 PVCJ & 1-#6 CU. TRIPLEX 1000V CABLE IN 50mm PVC TYPE 2 DUCT.
- ▲ EXISTING TRANSFORMER.
- ◻ PROPOSED C.E. ROAD CROSSING: PVC 50mm DIA & NO. FOR STREETLIGHT CABLE
- ++ GROUND ROD TO BE INSTALLED PER E.S.A. AND CITY OF MISSISSAUGA STANDARDS AND SPECIFICATIONS
- EXISTING STREET LIGHT
- ← PROPOSED HYDRO METER

REV. NO.	REVISION	REV. APPD.	DATE

**SUBMISSIONS:** FIRST: \_\_\_\_\_ SECOND: \_\_\_\_\_

**INTERIM:** PRE-SERVICING: \_\_\_\_\_ FINAL: \_\_\_\_\_



**Project Name:**  
**KING AND CAMILLA DEVELOPMENT**  
 DEVELOPER:  
 CENTRAL BY CITY PARK HOLDINGS INC.

**Sheet Title:**  
**PRIVATE SITE LIGHTING**



**RTG Systems Inc.**  
 ELECTRICAL CONSULTING ENGINEERS  
 3018 Malvern Dr. Suite 201  
 Burlington ON L7M 1A8  
 E-MAIL: general@rtgsystems.com  
 Office: (905) 335-4470  
 Toronto: (905) 827-7887

Project No: 05848-00 Dwg No: SL-1

Scale: 1:300  
 Date: 25-AUG-2022  
 Area: \_\_\_\_\_

Designed By: T.J.G.  
 Drawn By: T.J.G.  
 Checked By: \_\_\_\_\_

City/Region File: \_\_\_\_\_

**NOTE:**  
 THE STREETLIGHTING SYSTEM HAS BEEN DESIGNED IN ACCORDANCE WITH THE LATEST CITY OF MISSISSAUGA STANDARDS.

**ENERSOURCE HYDRO MISSISSAUGA CABLES WILL BE INSTALLED IN CONJUNCTION WITH COMMUNICATION CABLES AND GAS IN A JOINT USE TRENCH LOCATION SHOWN.**

**NOTE:**  
 STREETLIGHTING LAYOUT SUBJECT TO APPROPRIATE CITY OF MISSISSAUGA OFFICE/DEPARTMENT APPROVAL

**CERTIFICATE**  
 THIS IS TO CERTIFY THAT THE CONSTRUCTION AS RECORDED IN THIS DRAWING IS CONSISTENT WITH THE APPROVED PLAN, STANDARD DESIGNS, OR WORK INSTRUCTION AND THAT APPROVED EQUIPMENT HAS BEEN USED.

NAME: \_\_\_\_\_ DATE: \_\_\_\_\_  
 SIGNATURE: \_\_\_\_\_ POSITION: \_\_\_\_\_