

June 23, 2022

ARBORIST REPORT

1225 Dundas Street East, Mississauga, Ontario

BACKGROUND

MHBC was retained to conduct an inventory of the existing trees within the boundaries of the property known as 1225 Dundas Street East, as they pertain to the City of Mississauga Tree By-laws. This investigation examined 26 trees within and around the subject property. Field work was completed June 13, 2022, this report relates to the condition of the trees at that time.

PROCEDURE

The on-site inventory of existing trees was carried out using the current survey of the property and relies on the accuracy of this survey. The inventory includes all trees within the site boundary, all trees within 6.0 metres of the site boundary and all Town owned trees along the adjacent boulevards.

This inventory is summarized graphically in the Tree Inventory Plan TI-1, which shall always be read in conjunction with this report and shall form part of this report. For the purposes of this report, trees and groupings of trees are identified in terms of species, size, condition, and recommendations.

The following rating system was used in describing the general condition of the trees inventoried:

- Good: Indicates a condition of vigor and no major concerns.
- Fair: Indicates an adequate tree, which may have some minor issues.
- Poor: Indicates declining health, bad form, or other more serious issues.
- Dead: Indicates a dead tree that should be removed.

ASSUMPTIONS AND LIMITING CONDITIONS

- Care has been taken to obtain all information from reliable sources. All data has been verified insofar as possible and is assumed to be correct; however MHBC can neither guarantee nor be responsible for the accuracy of information provided by others.
- It is assumed that the properties are not in violation of any applicable codes, ordinances, statutes, or other governmental regulations.
- Unless otherwise required by law, possession of this report or a copy thereof does not imply right of publication or use for any purpose in whole or in part by any other than the person or company by whom it was commissioned.
- The use of excerpts from this report or alterations to this report, without the authorization of MHBC Planning will invalidate the entire report. This report may not be used for any purpose other than its intended purpose as outlined.

- Unless expressed otherwise: 1) information contained in this report covers only those items that were examined and reflect the condition of those items at the time of inspection; and 2) the inspection is limited to visual examination or accessible items without dissection, excavation, probing, or coring. There is no warranty or guarantee, expressed or implied, that problems or deficiencies in the plants inventoried may not arise in the future.
- The determination of ownership of any subject tree(s) is the responsibility of the owner and any civil or common-law issues, which may exist between property owners with respect to trees, must be resolved by the owner. The recommendation to remove or maintain any tree(s) does not grant authority to encroach in any manner onto adjacent private properties.

SUMMARY OF TREES INVENTORIED

Tree #	Common Name	Botanical Name	DBH (CM)	Condition	Comments	Recommendation
411	Norway Maple	Acer platanoides	18	P	Significant crown die-back and leader die-back	Retain
412	Manitoba Maple	Acer negundo	37	F	Two stems at base, poor form, moderate deadwood in canopy, epicormics throughout	Retain
413	Slippery Elm	Ulmus rubra	17	F/G	Evidence of leaf miner	Retain
414	Slippery Elm	Ulmus rubra	16	F	Evidence of leaf miner	Retain
415	Slippery Elm	Ulmus rubra	17	F	Evidence of leaf miner, slightly imbalanced crown	Retain
416	Slippery Elm	Ulmus rubra	17	F/P	Evidence of leaf miner, moderate/significant die-back on north side of crown	Retain
417	Slippery Elm	Ulmus rubra	20	F/G	Evidence of leaf miner	Retain
418	Slippery Elm	Ulmus rubra	19	F	Evidence of leaf miner	Retain
419	Slippery Elm	Ulmus rubra	20	F/G	Evidence of leaf miner	Retain
420	Slippery Elm	Ulmus rubra	20	F/G	Evidence of leaf miner	Retain
421	Slippery Elm	Ulmus rubra	21	F/G	Evidence of leaf miner	Remove due to construction
446	Honey Locust	Gleditsia triacanthos	13	F/G	Wound at trunk at 1.2 metres	Retain
447	Honey Locust	Gleditsia triacanthos	4	F/G	Newly planted, minor deadwood in canopy	Retain
448	Honey Locust	Gleditsia triacanthos	12	G	Good form, full canopy	Remove due to construction
449	Bradford Pear	Pyrus calleryana	7	F/G		Remove due to construction
450	Bradford Pear	Pyrus calleryana	8	F/G	Mild lean	Retain


451	Bradford Pear	Pyrus calleryana	9	F/G	Slight bow in trunk	Retain
452	Bradford Pear	Pyrus calleryana	6	D	Tree 100% dead	Remove due to condition
453	Bradford Pear	Pyrus calleryana	6	D	Tree 100% dead	Remove due to condition
O1	White Mulberry	Morus alba	33	F	Growing between fences, self-seeded, multi-stemmed	Retain
O2	Manitoba Maple	Acer negundo	~25	F	Growing between fences, multi-stemmed, self-seeded	Retain
O3	Manitoba Maple	Acer negundo	27	F	Growing between fences, multi-stemmed, self-seeded	Retain
O4	Colorado Spruce	Picea pungens	24	F	Top of tree crowded and stunted due to adjacent tree cover	Retain
O5	Austrian Pine	Pinus nigra	18	F	Leader growing at severe angle due to adjacent tree cover	Retain
O6	Manitoba Maple	Acer negundo	45	F	Two stems at base, minor deadwood in canopy	Retain
O7	White Mulberry	Morus alba	36	F	Poor form, moderate deadwood in canopy, twisted main limbs with included bark	Retain

The above table summarizes the on-site trees. The trees shown with a tone are recommended for removal. The remaining trees will be subject to tree protection per City of Mississauga standards as outlined on drawing 1-TI-2. It is noted that not all trees marked for retention require tree protection hoarding. Refer to TI-1 for size and layout of tree protection hoarding.

PHOTO RECORD



Tree 411



Tree 412



Tree 413



Tree 414




Tree 415



Tree 416



Tree 417



Tree 418



Tree 419



Tree 420



Tree 421



Tree 446




Tree 447



Tree 448



Tree 449



Tree 450



Tree 451



Tree 452



Tree 453



Trees O1-O3



Tree O4



Trees O4-O7

TREE PROTECTION RECOMMENDATIONS

The following standards shall apply to any trees that are identified to be retained. Where the municipality enforces its own standards, those of the governing municipality shall supersede the recommendations contained herein. In all other instances, the following recommendations shall be treated as minimum standards for tree protection and retention.

1.0 ESTABLISH A TREE PROTECTION ZONE

The purpose of the tree protection zone is to prevent root damage, soil compaction and soil contamination during construction activities. Workers and machinery shall not disturb the tree protection zone in any way. In order to prevent access, the following recommendations are offered.

- Install tree protection hoarding as per City of Mississauga detail 1-TI-2.
- Allow no fill, equipment, supplies, or waste within the tree protection zone.
- Maintain the tree protection hoarding in good condition for the duration of construction.
- Tree protection hoarding is not to be removed until all construction activities have been completed.

2.0 ROOT PRUNING

Where possible, hand dig areas closest to each tree to prevent any unnecessary tearing or pulling of roots. Removal of roots that are greater than 2.5 centimeters in diameter or roots that are injured or diseased should be performed as follows:

- Preserve the root bark ridge (similar in structure to the branch bark ridge). Directional Root Pruning (DRP) is the recommended technique and should be employed during hand excavation around tree roots. Roots are similar to branches in their response to pruning practices. With DRP, objectionable and severely injured roots are properly cut to a lateral root that is growing downward or in a favorable direction.
- All roots needing to be pruned or removed shall be cut cleanly with sharp hand tools, by a Certified Arborist.
- No wound dressings or pruning paint shall be used to cover the ends of each cut.
- All roots requiring pruning shall be cut using any of the following tools:
Large or small loppers, Hand pruners, Small hand saws, Wound scribes
- Avoid prolonged exposure of tree roots during construction - keep exposed roots moist and dampened with mulching materials, irrigation or wrap in burlap if exposed for longer than 4 hours.

3.0 FERTILIZATION AND IRRIGATION

The following measures are recommended:

- Aeration and deep root fertilize to ensure that all trees receive the appropriate nutrients for healthy growth.
- Fertilizer must be a low nitrogen formula such as 5-30-30 to promote root growth rather than shoot growth.
- If construction occurs during July and / or August, roots must be irrigated during conditions of drought.

4.0 ESTABLISH MAINTENANCE PROGRAM

Pre-Construction:

- Prune all trees to remove any deadwood and obstruction prune as required.

During Construction:

- Irrigate tree preservation zones during drought conditions (June through September), in an attempt to reduce the effects of drought stress.
- Inspect the site every month to ensure that all tree protection fence / hoarding is in place and in good condition, inspect the trees to monitor condition.

Post-Construction:

- Prune crowns to remove any newly developed deadwood only. Do not remove any live growth.
- Inspect the trees three times per year (May, July, and September) to monitor condition for a minimum period of 2 additional years.

5.0 LANDSCAPING

Any landscaping completed within the tree preservation zones, after construction is completed and tree protection fencing / hoarding has been removed, is to be carried out in such a way that it will not cause damage to any of the trees or their roots. The trees must be protected to the same standards listed earlier in this report, but without the use of tree protection fence or hoarding.

The following guidelines are recommended:

- **No grade changes** are permitted which include adding and/or removing soil.
- **No excavation** is permitted that can cause damage to the roots of the tree.
- **No heavy equipment** can be used to compact the soil within the tree preservation zone.
- Where possible, hard surface paving around trees to be protected should be constructed using permeable products such as interlocking stone. Areas to be paved must be hand dug when encroaching within the tree protection zone.

CONCLUSIONS

Based on our investigations, we are of the opinion that five (5) trees will need to be removed due to condition, or to accommodate the proposed development. No tree shall be harmed or removed prior to applying for and receiving the requisite permits from the City of Mississauga.

Trees which are to remain shall be protected according to the tree protection details and the required protection hoarding shall be installed, inspected and approved prior to the commencement of any construction activities.

It is our opinion that the trees slated for retention can be successfully retained by following the recommendations set out in this report.

Should you have any questions regarding this report, please contact the undersigned directly.

Respectfully submitted,
MHBC Planning, Urban Design & Landscape Architecture



Nick A. Miele BLA, OALA, CSLA, ISA
Partner | Landscape Architect | Arborist
ISA Certified Arborist No. ON-1251A