

Project Statistics - 7085 Goreway Drive, Mississauga

2023-02-24

1.0 Site Area

| | | |
|----------------|-------|---------|
| Gross Lot Area | m2 | ft2 |
| | 9,870 | 106,240 |

2.0 Density

| | |
|---|-----|
| F.S.I (Gross Floor Area / Gross Lot Area) | 2.5 |
|---|-----|

3.0 Building Area

* Excludes parking and loading areas within podium.

| | Tower | | Townhouses | | Total | |
|-----------------|--------|---------|------------|--------|--------|---------|
| | m2 | ft2 | m2 | ft2 | m2 | ft2 |
| Residential GFA | 22,267 | 239,680 | 1,760 | 18,944 | 24,027 | 258,624 |

| | | |
|----------------|-----|-------|
| Commercial GFA | m2 | ft2 |
| | 388 | 4,175 |

| | | |
|------------------|---------------|----------------|
| Total GFA | m2 | ft2 |
| | 24,415 | 262,799 |

4.0 Building Height

* maximum height, excluding 6.3m mechanical penthouse.

| | Tower | | Townhouses | |
|-------------|-------|---------|------------|---------|
| | m | storeys | m | storeys |
| Residential | 47.50 | 14 | 10.40 | 4 |

5.0 Unit Mix Summary

| Unit Type | Tower | | Townhouses | | Total | |
|---------------------|-------|-------|------------|--------|-------|------|
| | No. | % | No. | % | No. | % |
| 1 Bedroom | 100 | 43.9% | | | 100 | 41% |
| 2 Bedroom | 81 | 35.5% | | | 81 | 33% |
| 3 Bedroom | 47 | 20.6% | | | 47 | 19% |
| 2 Bedroom Townhouse | | | 18 | 100.0% | 18 | 7% |
| Subtotal | 228 | 100% | 18 | 100% | 246 | 100% |

6.0 Parking - Per New By law


| | Parking Rate | Proposed Units/GFA | Total |
|--|--------------------------------|--------------------|-------|
| Res. Condominium Apartment Tower | 1.0 spaces per dwelling units | 228 | 228 |
| Res. Condominium Townhouses | 2.0 spaces per dwelling units | 18 | 36 |
| Commercial | 4.0 paces per 100m2 | 388m2 | 16 |
| Visitor Condominium | 0.2 spaced per dwelling units | 228 | 46 |
| Visitor Townhouses | 0.25 spaced per dwelling units | 18.0 | 5 |
| Total Parking Spaces Required | | | 331 |
| Pkg. Provided (3 Levels of UG Parking) | | | 359 |
| Surplus (Deficit) | | | 28 |

7.0 Bicycle Parking

| | | | | |
|------------|---|-----------------------|-----|--------|
| Long Term | 0.6 spaces per unit | Required and Provided | 148 | Spaces |
| Short Term | The greater of 0.05 spaces per unit or 6.0 spaces | Required and Provided | 12 | Spaces |

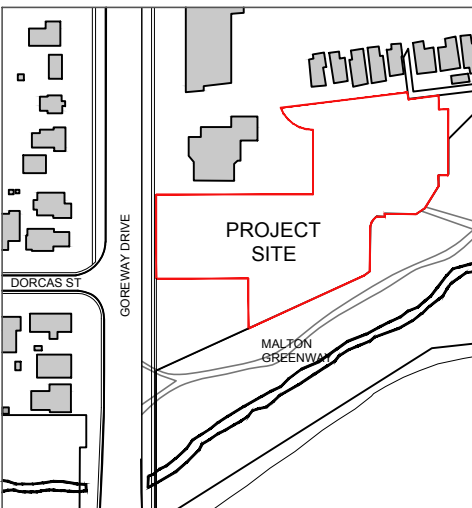
8.0 Amenity

| | | m2 | ft2 |
|--|---|-------|--------|
| Indoor and Outdoor Amenity Combined Required | The greater of 5.6m2 per dwelling unit OR 10% of the site area. | | |
| Unit Total : 246 | 5.6m2 | 1,378 | 14,828 |
| Site Area (m2):9870 | 10% | 987 | 10,624 |
| Indoor Amenity Provided | | 503 | 5,414 |
| Programmed Outdoor Amenity Provided | | 1,407 | 15,145 |
| Total Amenity Provided | | 1,910 | 20,559 |



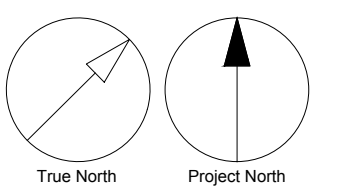
IBI GROUP
7th Floor-65 St. Clair Avenue West
Toronto ON M4V 2Y7 Canada
tel 416 596 1930 fax 416 596 0644
ibigroup.com

KEY PLAN



SUBMISSION

| # | Date | By | Comment |
|---|------------|----|-------------------|
| 5 | 2023.03.08 | DH | RE-ISSUED FOR OPA |
| 4 | 2022.06.13 | DH | RE-ISSUED FOR OPA |
| 3 | 2020.08.12 | DH | ISSUED FOR OPA |
| 2 | 2020.06.12 | DH | ISSUED FOR OPA |
| 1 | 2019.09.06 | DH | ISSUED FOR DARC |



SEAL :



PROJECT :



REDWOOD ON GOREWAY

7085 Goreway Drive,
Mississauga, Ontario

TITLE : Statistics

DATE : 2022-02-02

SCALE : N.T.S

DRAWN : SL/DV/EK

CHECKED : DH

PROJ. NO. 120212

A-001