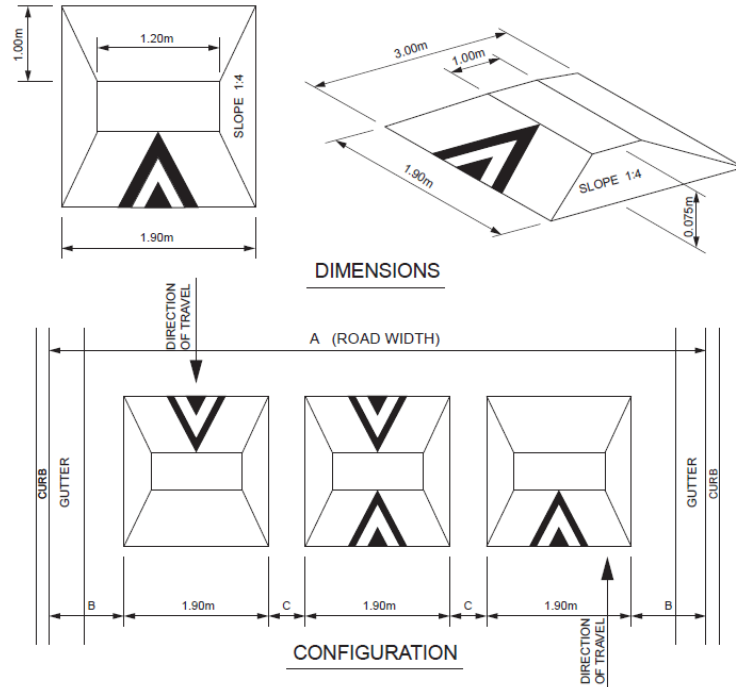



SPEED CUSHION DESIGN



- Raised area on a roadway that does not cover the entire width of the road
- Designed to accommodate wide wheel base of emergency vehicles (easy passage)
- Designed to discourage drivers from travelling at excessive speeds
- A series of speed cushions is more effective than a single installation
- Used on neighbourhood roads



MAVIS ROAD

ANTINGTON RIDGE DR

STOP
ALL-WAY


BULDWOOD WAY


HEATHGATE CRES

THAMESFORD TERR

STOP
ALL-WAY

JULEY AVE





CENTRETOWN WAY

TRAIL BLAZER WAY

HUNTINGTON DR

ALLEGHENY RD

YARMAROK CRT

ORANGE WALK CRES

CONFEDERATION PKWY



MALEY AVE