



City of Mississauga

# 2024 Employment Survey Report

An overview of employment and business trends in  
Mississauga

April 2025



Since 2001, the City of Mississauga (the City) has conducted an annual Employment Survey. The information collected helps the City track employment changes, support its business community, shape economic strategies, guide policy development, and inform infrastructure and service planning and delivery. These efforts help to ensure Mississauga remains a place where businesses succeed.

Visit the [Employment Survey webpage](#) to learn more.

## Highlights of the 2024 Employment Survey

To explore the 2024 Employment Survey data in detail, visit the [2024 Employment Dashboard](#), the [2024 Business Dashboard](#) and the [Employment Trends webpage](#).

2024 Employment Survey data tells a story of business and employment growth in 2024, and trends observed over the past ten years. The survey collected data from 24,090 operating businesses. This represents 88% of the total operating businesses (27,000) in Mississauga. These figures exclude home-based businesses.

### Over the past ten years



Total employment  
grew by **17%** adding  
**74,200** jobs



**3,900+** increase in  
businesses



**75%**  
of jobs were in  
employment areas and  
corporate centres

### The total number of jobs, employees, and businesses continue to rise

In the past decade (2014 to 2024), the number of jobs, employees and businesses has continued to rise. Employment grew by 74,200 jobs and businesses increased to 24,090.

### Mississauga continues to support a diverse economy

The Manufacturing, Transportation, and Retail sectors employed the most people in Mississauga, with more than 176,000 workers in these three sectors combined. The Health Care and Social Assistance sector saw the largest employee growth over the last decade, followed by the Transportation, Accommodation, Retail and Management sectors.

### From small to large businesses, all are thriving in Mississauga

Small businesses dominate, with 84% of reported businesses having less than 20 employees. Mid and large-sized companies (over 20 employees) provide 75% of jobs, highlighting Mississauga's ability to attract both small and large employers.

## Employment in Mississauga

In 2024, a total of 501,500 employees worked in Mississauga. This number has steadily increased since the Employment Survey began in 2001.

All 11 of Mississauga's Wards experienced growth in 2024. Visit the [Employment Trends webpage](#) to explore trends by Ward.

### Trends by Type of Employment

In 2024, more than 346,000 employees in Mississauga held full-time positions. Full-time and part-time employment increased between 2023 and 2024 by 0.91% and 6.64% respectively, while temporary employment declined by almost 2%.

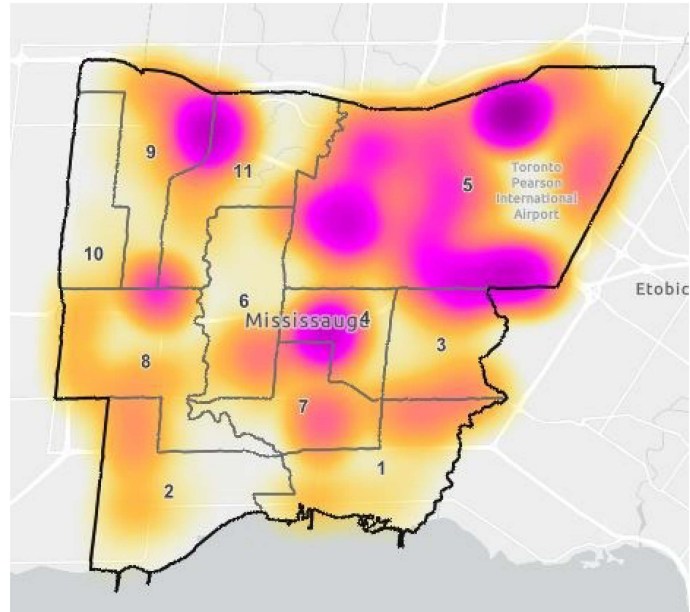


Figure 1: The heatmap shows the number of jobs across Mississauga's Wards. The darker colours correspond with a greater concentration of jobs.

### Trends by Character Area

**The Mississauga Official Plan divides the City into Character Areas with unique policies that guide land use, growth, and development in each. The Employment Survey collects data by Character Area to understand the relationship between trends in employment and business in Mississauga's local communities.**

Mississauga's Employment Areas and Corporate Centres accounted for almost three quarters of all jobs in Mississauga. This trend has remained consistent for the past ten years.

The North East Employment Area (West) saw the greatest growth over the past decade. In 2024, over 97,000 employees worked in this area, primarily in the Manufacturing and Transportation sectors.

The number of employees working in Central Erin Mills Major Node has doubled over the last decade, with more than 15,000 employees working there in 2024.

Majority worked in the Health Care and Social Assistance sector. It also recorded the greatest increase in employment density with over 64 employees recorded per hectare.

## Trends by Sector

The Health Care and Social Assistance sector experienced the largest increase in the number of employees since 2014.

Explore the table below to learn more about key trends in Mississauga's top sectors by number of employees.

The survey asks businesses to report their use or activity for individual sites. This generally aligns with the North American Industry Classification System (NAICS) code reported on a business registration, but there could be differences.

Sector	Key Trends
Manufacturing	<ul style="list-style-type: none"> <li>The sector with the largest employee base in Mississauga, with <b>over 70,000 employees in 2024</b>.</li> <li>Over half of the total jobs are in <b>Ward 5</b>.</li> <li><b>Slower growth</b> compared to other sectors, with 2,400 employees added over the past ten years.</li> </ul>
Transportation	<ul style="list-style-type: none"> <li><b>Second fastest growing sector</b> over the past decade, with over 13,500 new jobs added since 2014.</li> <li><b>Over 60,000 jobs</b> recorded in 2024.</li> </ul>
Retail	<ul style="list-style-type: none"> <li>Grew by over 8,000 jobs since 2014, with <b>45,000 jobs</b> recorded in 2024.</li> <li>Most job growth concentrated in the <b>Downtown Core</b>.</li> </ul>
Health Care and Social Assistance	<ul style="list-style-type: none"> <li>The fastest and largest growing sector over ten years.</li> <li>Over <b>16,000</b> new employees have been added since 2014.</li> <li>Over <b>41,000</b> total employees reported in 2024.</li> <li>Pockets of job concentration in Ward 5, Ward 9, and Ward 11.</li> </ul>
Accommodation	<ul style="list-style-type: none"> <li>One of the fastest growing sectors year after year.</li> <li>Grew by over 8,000 jobs since 2014, with <b>32,000 jobs</b> recorded in 2024.</li> </ul>

The sectors employing the greatest number of people have changed over the past ten years. The Health Care and Social Assistance sector has grown by over 16,000 jobs in the past ten years.

**Figure 2** shows how different sectors have changed over the past ten years.

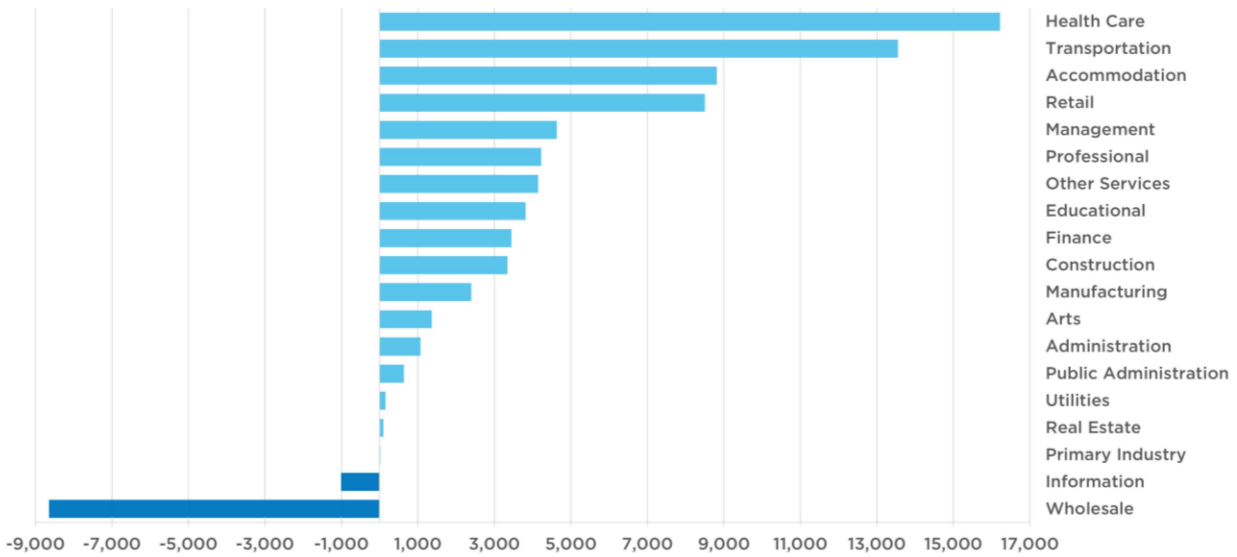


Figure 2: Change in employment by sector from 2014 to 2024.

## Businesses in Mississauga

The number of businesses in Mississauga has steadily increased over the past decade, from 20,124 operating businesses in 2014 to 24,090 in 2024. This excludes home-based businesses. See **Figure 3** for a snapshot of business growth over the past ten years.

The Business Directory is a compiled list of businesses, contact information, and their geographic location. This is a voluntary list of almost 14,000 businesses that have agreed to have their information listed during the Employment Survey.

[Click to view and download the 2024 Business Directory.](#)

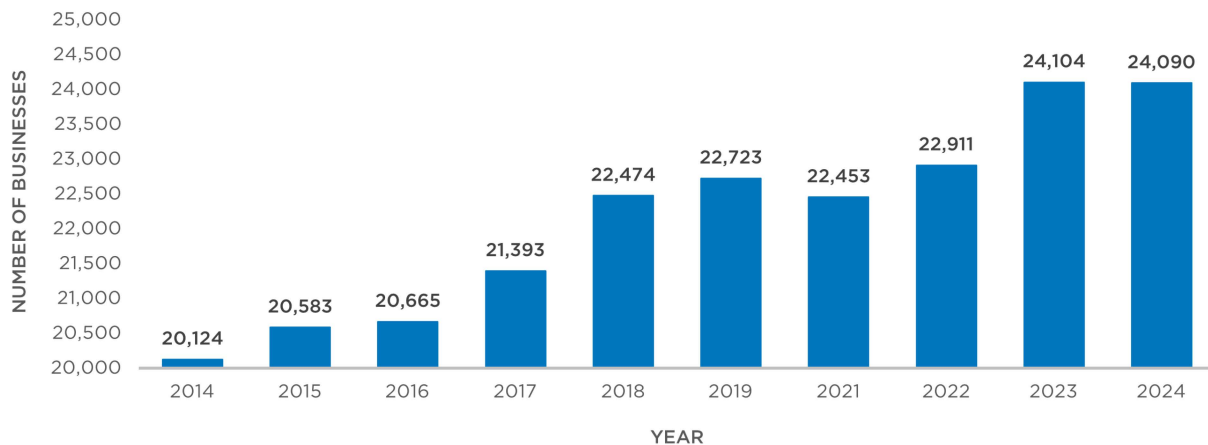
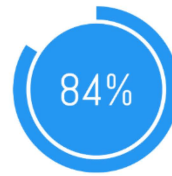


Figure 3: Ten-year business growth in Mississauga (2014-2024)

## Trends by Business Size

Small businesses continue to thrive in Mississauga, with 84% of reported businesses employing fewer than 20 people. Mid and large businesses dominate employment, accounting for 75% of jobs.



84% of operating businesses were small businesses with less than 20 employees.

While small businesses provided services across a wide range of sectors, the Retail and Accommodation sectors lead.

Manufacturing, Transportation, and Wholesale sectors lead among mid and large size businesses, reflecting Mississauga's diverse economy.

## Trends by Character Area

More than half (53%) of Mississauga's businesses were in Employment Areas, while Neighbourhoods were home to approximately 17% of businesses.

## Trends by Sector

The Accommodation sector experienced the greatest increase in businesses over the past decade. This includes the food and beverage industry, which is growing at a faster rate in Mississauga than the rest of the Greater Toronto Area.

The Health Care and Social Assistance, Professional, and Retail sectors follow closely, reinforcing Mississauga's reputation as a robust and diverse business hub with some of the largest knowledge-based industries in Canada.

The Manufacturing and Wholesale sectors are the only sectors that saw a decrease in the number of businesses between 2014 and 2024.

## Mississauga's Economic Development Strategies

Mississauga's rapid growth brings both opportunities and challenges, from a thriving economy and skilled workforce, to aging infrastructure. To navigate this change and support business growth, the City is developing a new Economic Development Strategy (2025-30).

Stay updated on Mississauga's Economic Development Strategy at [investmississauga.ca](https://investmississauga.ca)

The new Economic Development Strategy will be shaped by businesses and the wider community. It will set out strategies to guide growth, find new opportunities, and strengthen Mississauga's role locally, provincially and nationally.

The Employment Survey results help Invest Mississauga, the City's Economic Development Division, create and modify strategies for employment growth and business development. Launching this fall, the new Economic Development Strategy will emphasize partnership and collaboration.

## Methodology & Data Disclaimer

The Employment Survey is primarily conducted through in-person site visits by post-secondary student surveyors between May and August. The survey is also conducted through phone calls, email, and an online survey.

The Employment Survey is a voluntary, point-in-time survey. The data and results may not reflect the most current circumstances, particularly in industries with rapid and frequent changes. Data accuracy depends on the quality of the information collected and survey respondents' input.

The City does not guarantee completeness or accuracy of information in the survey's results and does not accept liability arising from the use or misuse of all or portions of such information. For more information about the data the City collects and shares, additional data disclaimers, and definitions visit the [Employment Survey webpage](#).

## Contact Us

For more information or to update your business directory information, please contact the City Planning Strategies Division by email at [employment.survey@mississauga.ca](mailto:employment.survey@mississauga.ca).

For information about locating or expanding your business in Mississauga, or general business development inquiries, visit [investmississauga.ca](https://investmississauga.ca).