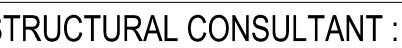


PROJECTED NORTH	TRUE NORTH
-----------------	------------

0	ZONING	2024-05-13
REV	ISSUED FOR	DATE

PROJECT NAME AND ADDRESS :
PROPOSED CUSTOM HOUSE WITH
UNFINISHED BASEMENT AT LOT-1,
14-45 LONGVIEW PLACE,
MISSISSAUGA ,ON

LEAD CONSULTANT:



MEP CONSULTANT :

DRAWING TITLE :
PROPOSED RIGHT SIDE
ELEVATION (LOT 1)

DRAWN BY EM


















CHECKED BY	JK
------------	----

APPROVED BY HB

SCALE	SIZE
1/4"=1'-0"	A1
SHEET NO	STA
3.4	ZON

HASE	REV
------	-----

ISSUED DATE	2024-05-13
-------------	------------

TYPICAL EXTERIOR MATERIAL & COLOR SCHEDULE						
SR. NO.		MATERIAL ITEM	COMPANY	MODEL	FINISH/COLOR	DESCRIPTION/ SIZES
(A)		ASPHALT SHINGLES (SELF-SEALING) / METAL ROOF OR EQ.	CERTAIN TEED OR EQUIVALENT	LANDMARK SERIES	COLOR: GEORGE TOWN GREY	
(B)		ALUMINUM GUTTER ATTACHED TO DOWNSPOUTS	AMERIMAX OR EQUIVALENT		COLOR TO BE MATCHED WITH ROOF SHINGLES	6" ALUMINUM GUTTER
(C)		EAVES SOFFIT	PRODEMA OR EQUIVALENT	NATURSOFFIT	COLOR : AS PER CLIENT'S PREFERENCES	8MM THK BOARDS AND FIXING CLIPS
(D)		ALUMINUM COMPOSITE MATERIAL (ACM)	WIEDEHOPF OR EQUIVALENT	ACM	COLOR: CARBON BLACK	50"x122" SHEET SIZE
(E)		WINDOWS	VINYLBILT OR EQUIVALENT		FRAME COLOR : CARBON BLACK	CLEAR GLASS SEALED DOUBLE GLAZED WINDOW
(F)		METAL / GLASS RAILING	GOBEZDAN OR EQUIVALENT		PAINT: BLACK (ON BALUSTERS)	REFER ARCHITECTURE DRAWINGS FOR THE HEIGHT OF THE RAILING
(G)		OUTDOOR LIGHTS	ARTIKA OR EQUIVALENT	AMP101-CCABL	BLACK STEEL FRAME	REFER PRODUCT SPECIFICATIONS
(H)		SMOOTH STONE / LIME STONE OR EQUIVALENT	BRAMPTON BRICKS OR EQUIVALENT	PRESTON	COLOR : BEIGE	REFER MANUFACTURER SPECIFICATIONS
(J)		PRE-CAST STONE/ STUCCO AS PER DESIGN	PETRA DESIGN INC. OR EQ.	MATERIAL : PRE-CAST STONE	COLOUR TO BE MATCHED WITH SMOOTH STONE FINISH	REFER TYPICAL DETAILS
(K)		GARAGE DOOR	PROFESSIONAL MASTERS GARAGE DOOR OR EQUIVALENT	MODEL PREMIUM RAISED RANCH WITH GLASS ON TOP ROW.	DOOR COLOR : BLACK	8'-0"x8'-0" GARAGE DOOR
(L)		ROUGH STONE	RINOX OR EQUIVALENT	LONDANA STONES	COLOR : MOORECREST	REFER MANUFACTURER SPECIFICATIONS
(M)		STRING COURSE	PETRA DESIGNS OR EQUIVALENT		BND-1051	6"x3" STRING COURSE
(M1)		STRING COURSE	PETRA DESIGNS OR EQUIVALENT		BND-1051	3"x3" STRING COURSE
(N)		EXPOSED FOUNDATION		CONCRETE FINISH	CONCRETE WALL TO BE MINIMUM 10" HIGH FROM GRADE LEVEL	
(O)		RAIN WATER DOWNSPOUTS	AMERIMAX OR EQUIVALENT			DOWNSPOUT WITH 1'-0"x1'-0" (CONCRETE SPLASH PAD)
(R)		BRICKS	RINOX OR EQUIVALENT	OSLO SLENDER BRICK FINISH	WHISTLER PRESTIGE	AS PER MANUFACTURER SPECIFICATION.
(Q)		WOODEN PANELS OR EQUIVALENT	PARKLEX PRODEMA OR EQUIVALENT	MATERIAL : PRODEMA	COLOR : AS PER CLIENT'S PREFERENCES	AS PER MANUFACTURER SPECIFICATION.