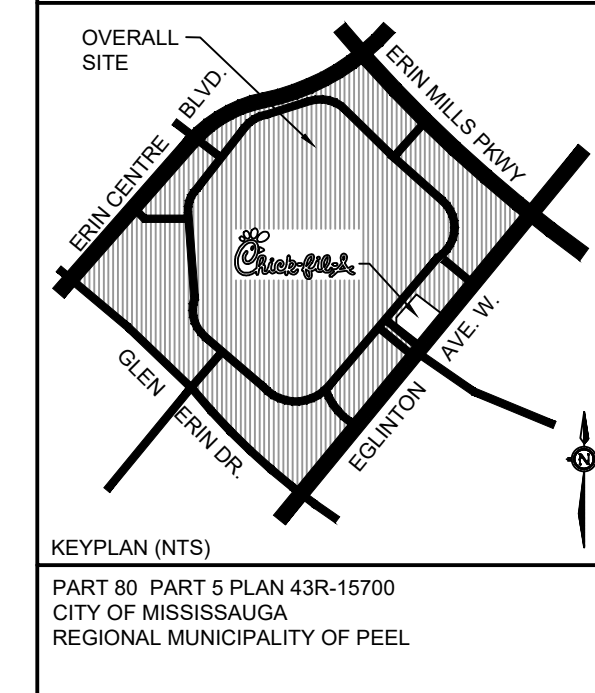


- All dimensions are in millimeters unless otherwise noted.
- Conduct all planting under the direction and supervision of qualified personnel with a minimum of five (5) years of experience in planting installations.
- Stake out tree and/or planting bed locations before excavation for review by the Community Services Representative. Plan locations may shift according to on-site conditions.
- Warranty all plant material, including seeded/sodded areas, planting accessories and work in this section against defects or non-establishment for a period of two (2) years from date of the Substantial Performance of Work.
- Make trees and other plant material available for inspection at the source of supply upon request from Community Services Representative. Approval of plant material at source will not impair the right of the Community Services Representative to inspect plants upon arrival on the site or during the course of construction and to reject plants which have been damaged, or which, in any way, do not conform to the specifications. Plants that do not comply with the Contract requirements may be rejected at any time.
- Arrange for review of plant material by Community Services Representative upon delivery to site. Review is required for prepared planting pits and/or beds before installation, planting and/or backfilling. Ensure that all plant material conforms to planting plan, detail, and current Canadian Nursery Landscape Association standards. The Community Services Representative reserves the right to reject plant material that does not meet the requirements of this Contract, and to have such works corrected at the Contractor's expense. Collected plants are not permitted.
- Plants must be sound, healthy, vigorous and well-branched. They must be true to type, free of wounds, insect pests' eggs and larvae, and have healthy, well-developed root systems. All plant materials must meet the most current horticultural standards of the Canadian Nursery Landscape Association 'Canadian Nursery Stock Standard' with respect to size, height, spread, grading and quality. Plants must be densely foliated when in leaf.
- Measure plants as per 'Canadian Nursery Stock Standard' when the branches are in their normal position. Height and spread dimensions specified refer to the main body of the plant, and neither from the branch tip to the base of the root ball nor from branch tip to branch tip. The height of coniferous trees will be determined midway between the top of the leader and the uppermost whorl to the top of the root ball.
- Propose all substitutions in advance and obtain written approval from the Community Services Representative before proceeding.

- Provide samples of materials for use in work to Community Services for pre-approval.
  - For guy wires/hose, ties, landscape fabric, geotextiles: submit a 300mm long piece of linear products and a 300mm x 300mm piece for other.
  - Shredded pine bark mulch, soil, compost, and other amendments: provide a one-litre sample, accompanied by details of source location and test reports/results provided by a qualified testing laboratory confirming chemical and physical properties, as well as suitability for use.
- Planting soil for trees, shrubs, vines, perennials and groundcovers will be equal parts topsoil, sand, and organic matter including compost, all thoroughly combined. Provide compost source location and test reports/results provided by a qualified testing laboratory confirming chemical and physical properties to "Ontario Compost Quality Standards", as well as suitability for use.
- Before delivering topsoil to site, submit test results conducted via a qualified geotechnical testing laboratory to the Community Services Representative for prior review. Test existing site topsoil and imported topsoil that is to be used in the Work in accordance with the Topsoil and Finish Grading Specifications.
- Schedule applications of soil amendments in accordance with the project soil testing analysis and report, and ensure that all conditions for placement are met. Conduct soil amendments and fertilization as recommended by testing report as part of prices bid for the work. Perform all soil amendment applications in the presence of the Community Services Representative.
- Protect plants from damage at all times, including during transit and delivery. Deliver and store all plant material to the site in such a manner as to prevent wilt, broken branches, damage to trunk and bark, or injury to the root system.
- Protect plants from drying out before planting. Replace plants at the Contractor's expense which, in the opinion of the Community Services Representative, have dried out before planting or are exhibiting signs of stress due to improper pre-planting care.
- Fully remove plant container/wrap/tags/ties/top one-third (minimum) of burlap and/or wire basket, and maintain soil ball intact. Lightly loosen bound roots without causing damage.
- Soak the planting area with potable water immediately after installation. Apply sufficient water to each plant to thoroughly soak the root zone. Rectify soil settlement before mulching and as it occurs during the warranty period.
- Keep all plants watered from the time of planting through Substantial Performance and warranty maintenance period, to final acceptance at end of warranty period.
- Ensure that no planting pit excavation is left open unattended/overnight/over weekends or holidays. Suspend planting operations if the installation of plant material cannot be completed at the same time of planting pit excavations. Fill unplanted holes before leaving site unattended.

- Prune as required as per ISA pruning standard including the removal of dead or broken branches. Pruning wounds must show vigorous bark on all edges, and all parts must be moist and show live, green cambium tissue when cut. Use clean sharp tools and make cuts flush with main branch, smooth and sloping as to prevent accumulation of water.
- At the completion of planting operations, remove all fertilizer bags, burlap, wrap, ties and tags, pots, twine and any other such material from the site.
- Undertake winter protection of planted conifers at the Contractor's discretion. Replace winter-desiccated or burned conifers. The City will not pay additional fees for winter protection.
- Replace dead, dying, unhealthy, and other poorly-performing plants, including those that are affected by disease, weather damage, insects, fungal organisms or display unsatisfactory growing characteristics.
- Prune all minor damage and deadwood, address soil settlement, top up mulch to 75mm settled depth, re-cut and tidy planting bed edges, and remove weeds.
- Trees with concentrated areas of dieback will be reviewed and individually identified for replacement. Conduct warranty replacements immediately upon identification during the warranty maintenance period.
- Remove and dispose off-site wood stakes, guy wires and protective hose at the end of the warranty period, or as directed by the Community Services Representative. When direction is given by the Community Services Representative to remove the tree staking and guy wires before the end of the warranty period, perform all removals within two weeks of such notice and remove and dispose of all materials off site at a location arranged and paid for by the Contractor.
- Do not allow mould in softwood mulch to be present on site. Remove and replace any affected mulch.
- The Contractor has a duty to reinstate all surfaces used to access the site to their original condition. Repair all existing and newly created (through this work) ruts, depressions and uneven areas and grade so as not to retain water, including settlement adjacent catch basins. Resod, or topdress and seed, any sodded areas which have been rutted, damaged or disturbed before demobilizing. The method of repair will be to the discretion of Community Services Representative to ensure that the site is restored to no less than original condition. Hand-tamp and/or roll all repaired areas, and maintain and water until establishment and Substantial Performance. Supply and install a minimum depth of 100mm screened topsoil and Canada No. 1 sod. Seed areas that are less than 1 m<sup>2</sup> or as designated. Apply seed within the top 6mm of prepared soil, ensuring contact between the seed and soil.
- Unless a specialty seed mix is specified for use on the drawings, the following mix applies: by Ontario Seed Company or equivalent: 55% creeping red fescue + 27% Canada bluegrass + 18% perennial ryegrass = 100% total; apply at 40kg/ha.

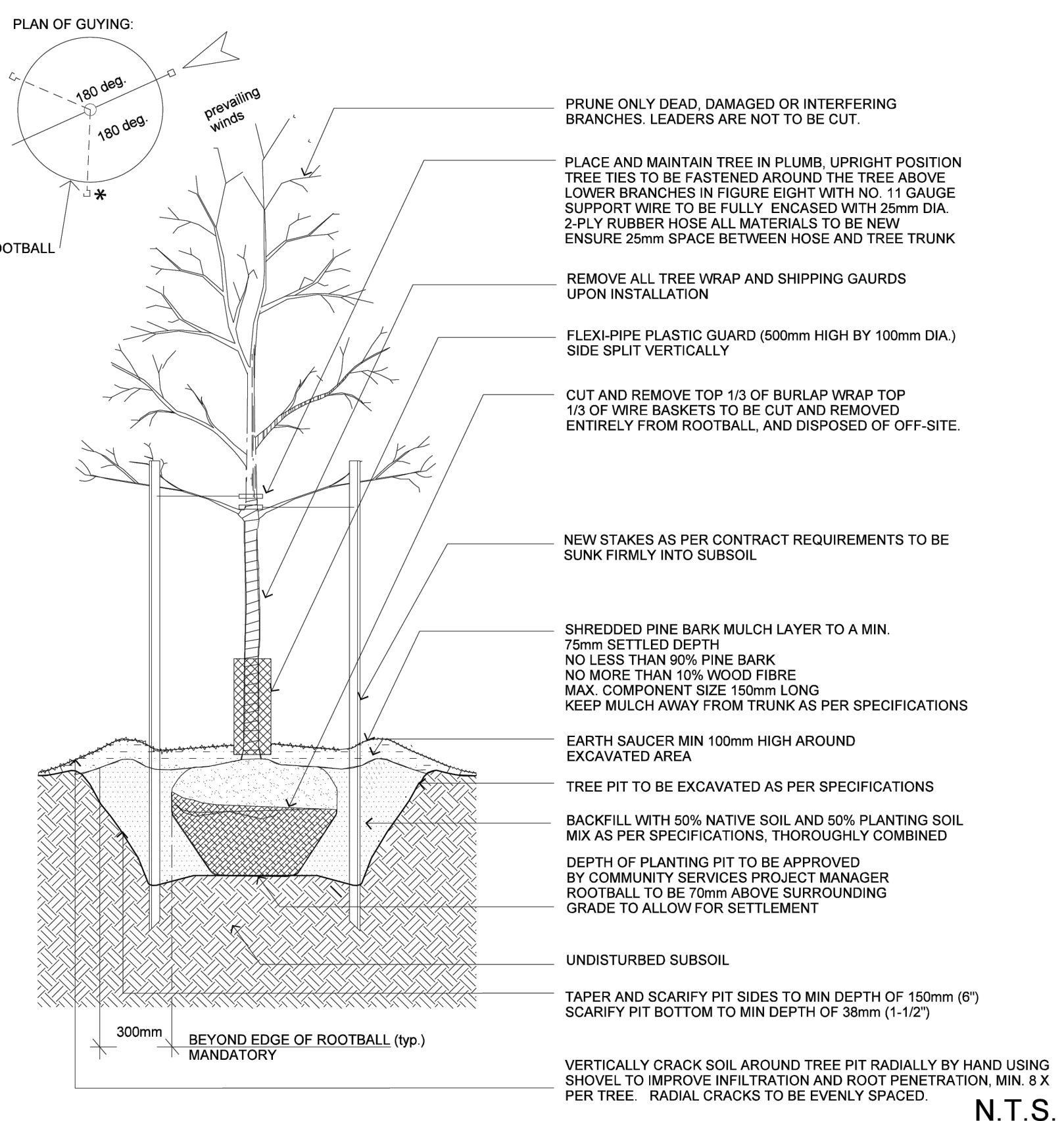


Detail: 02950-26 ORIGINAL DATE: Oct 09/15 REVISION DATE: Nov 26/18



1 TREE SHRUB PLANTING NOTES SCALE

NTS

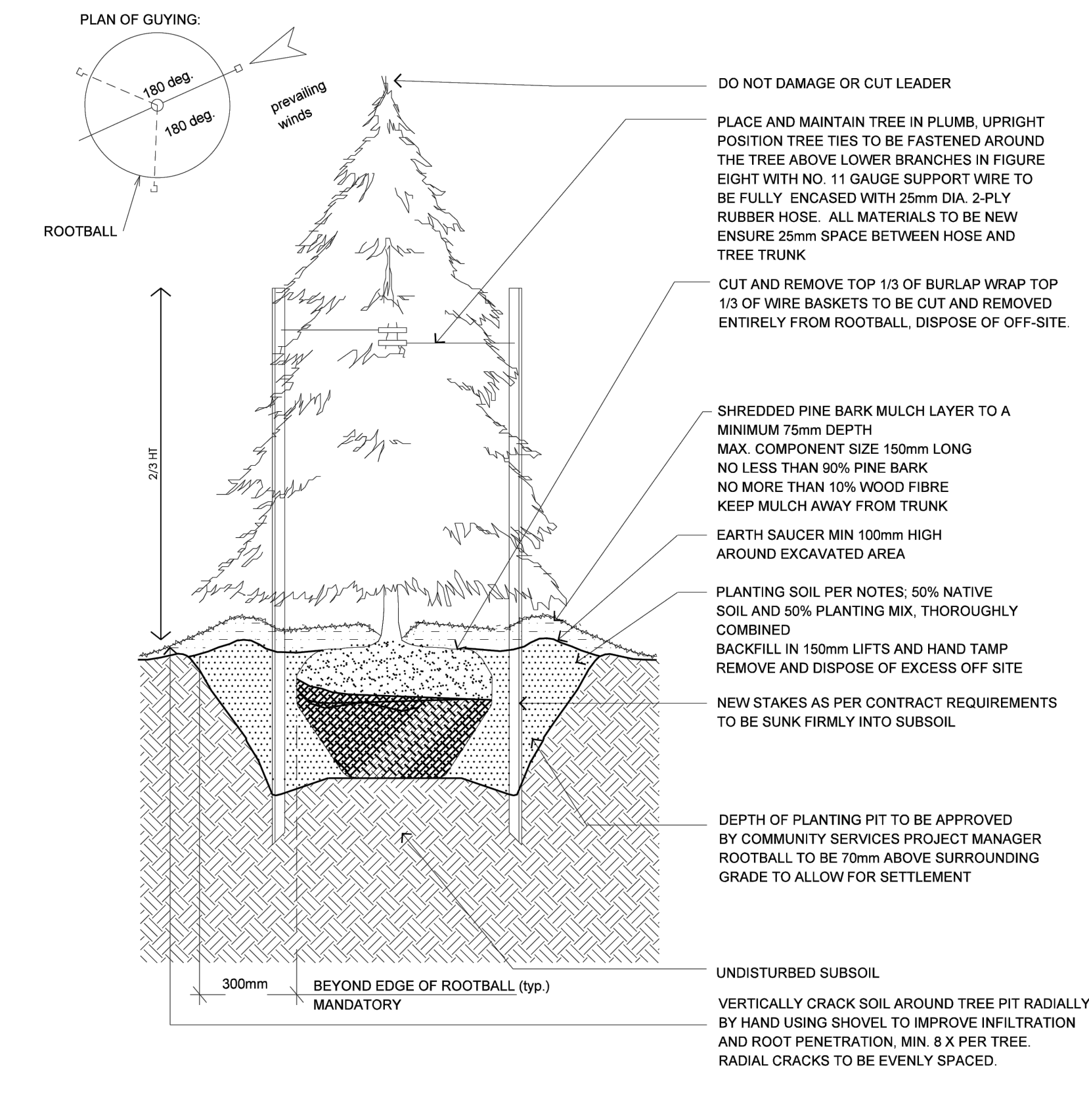


Detail: 02950-1 ORIGINAL DATE: Oct 09/15 REVISION DATE: month xx/1x



2 TYP. PLANTING DECIDUOUS TREES SCALE

NTS

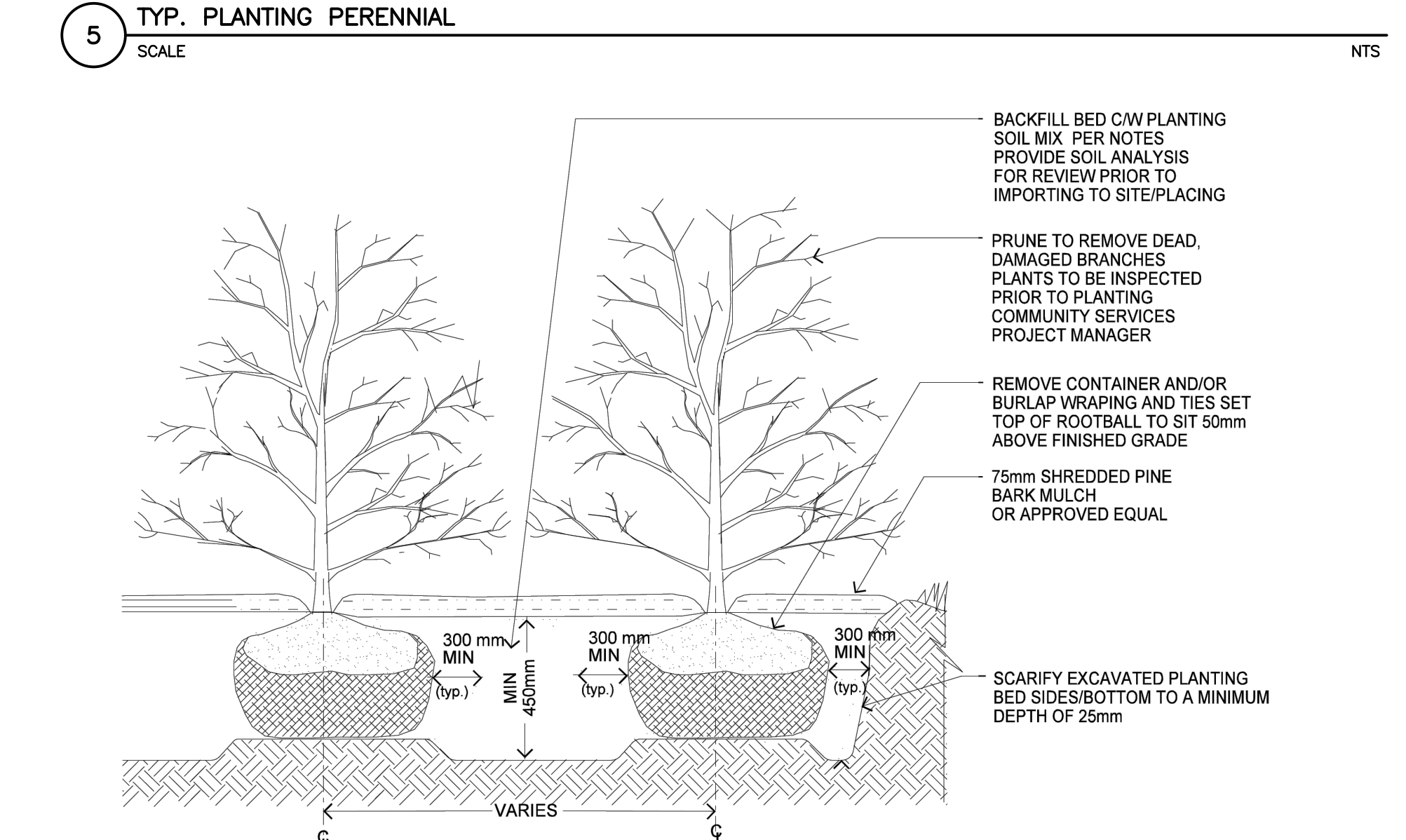
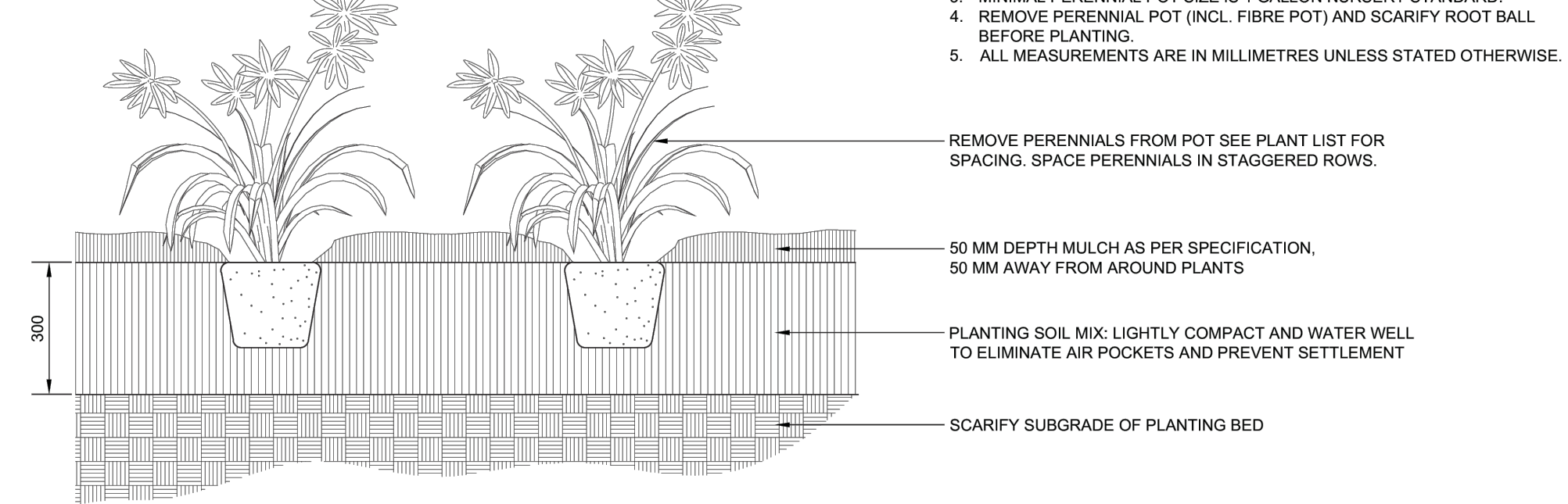


Details: 02950-2 ORIGINAL DATE: Oct 09/15 REVISION DATE: month xx/1x



3 TYP. PLANTING CONIFEROUS TREES SCALE

NTS



- NOTES:
- SEE SPECIFICATIONS FOR PLANTING SOIL REQUIREMENTS.
  - PROVIDE 100MM HIGH EARTH SAUCER AROUND SHRUB BED WITH 100MM WIDE SMOOTH BED EDGE TO RETAIN MULCH.
  - MINIMAL PERENNIAL POT SIZE IS 1 GALLON NURSERY STANDARD.
  - REMOVE PERENNIAL POT (INCL. FIBRE POT) AND SCARIFY ROOT BALL BEFORE PLANTING.
  - ALL MEASUREMENTS ARE IN MILLIMETRES UNLESS STATED OTHERWISE.



Chick-fil-A

Chick-fil-A  
5200 Buffington Road  
Atlanta, Georgia 30349-2998

exp Services Inc.  
T: +1.905.793.9800 | F: +1.905.793.0641  
1595 Clark Boulevard  
Brampton, ON L6T 4V1  
Canada  
www.exp.com



- BUILDINGS • EARTH & ENVIRONMENT • ENERGY • INDUSTRIAL • INFRASTRUCTURE • SUSTAINABILITY •



CHICK-FIL-A  
ERIN MILLS TOWN  
CENTRE  
5100 Erin Mills Parkway  
Mississauga, ON

FSR#30088

BUILDING TYPE / SIZE: IP02  
RELEASE: XXXXXXXXX

NO.	DATE	DESCRIPTION
A	03/02/2026	ISSUED FOR ZBA/SPA S.W.

CITY # DAM-25-93 REGION # Cxx  
CONSULTANT PROJECT # BRM0023002042-LJ0

PROJECT STATUS: REVIEW

DATE: FEB. 17, 2026

DRAWN BY: L.Z.

Information contained on this drawing and in all digital files produced for above named project may not be reproduced in any manner without express written or verbal consent from authorized project representatives.

LANDSCAPE DETAIL

SHEET NUMBER

L300

Issued for Review