TYPICAL PARKING SPACE

Drive aisle @ 7m MIN.

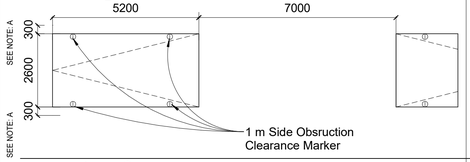

Handicap Parking Space

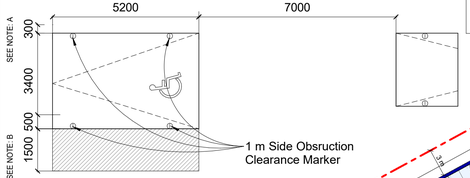

NOTES:
A - PROVIDE AND ADDITIONAL 300mm FOR PARKINGS SPACE WIDTH WHEN OBSTRUCTIONS OCCUR BETWEEN THE FRONT AND REAR 1000mm.
B - PROVIDE A 1500mm WALKWAY ON AT LEAST ONE SIDE OF A HANDICAP PARKING STALL. THIS WALKWAY MAY BE SHARED WITH ADJOINING HANDICAP SPACE.

PARKING TAG LEGEND

R	RESIDENT PARKING SPACE
AR-A	ACCESSIBLE RESIDENT SPACE TYPE A
AR-B	ACCESSIBLE RESIDENT SPACE TYPE B
V	VISITOR PARKING SPACE
AV-A	ACCESSIBLE VISITOR SPACE TYPE A
R EV	RESIDENT ELECTRIC VEHICLE PARKING

TYPICAL BICYCLE PARKING SPACE

WALKWAY:	MINIMUM 1800mm
VERTICAL PARKING SPACE:	1200mm (L) x 600mm (W) x 1900mm (H)
HORIZONTAL PARKING SPACE:	1800mm (L) x 600mm (W) x 1900mm (H)
STACKED PARKING SPACE:(Zoning)	1800mm (L) x 600mm (W) x 1200 mm (H)
STACKED PARKING SPACE:(Proposed)	1930mm (L) x 460mm (W)

PLAN VIEW

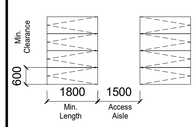

PLAN VIEW- PROPOSED

SIDE VIEW

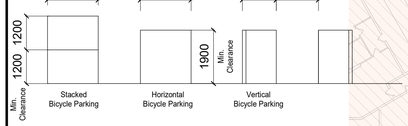

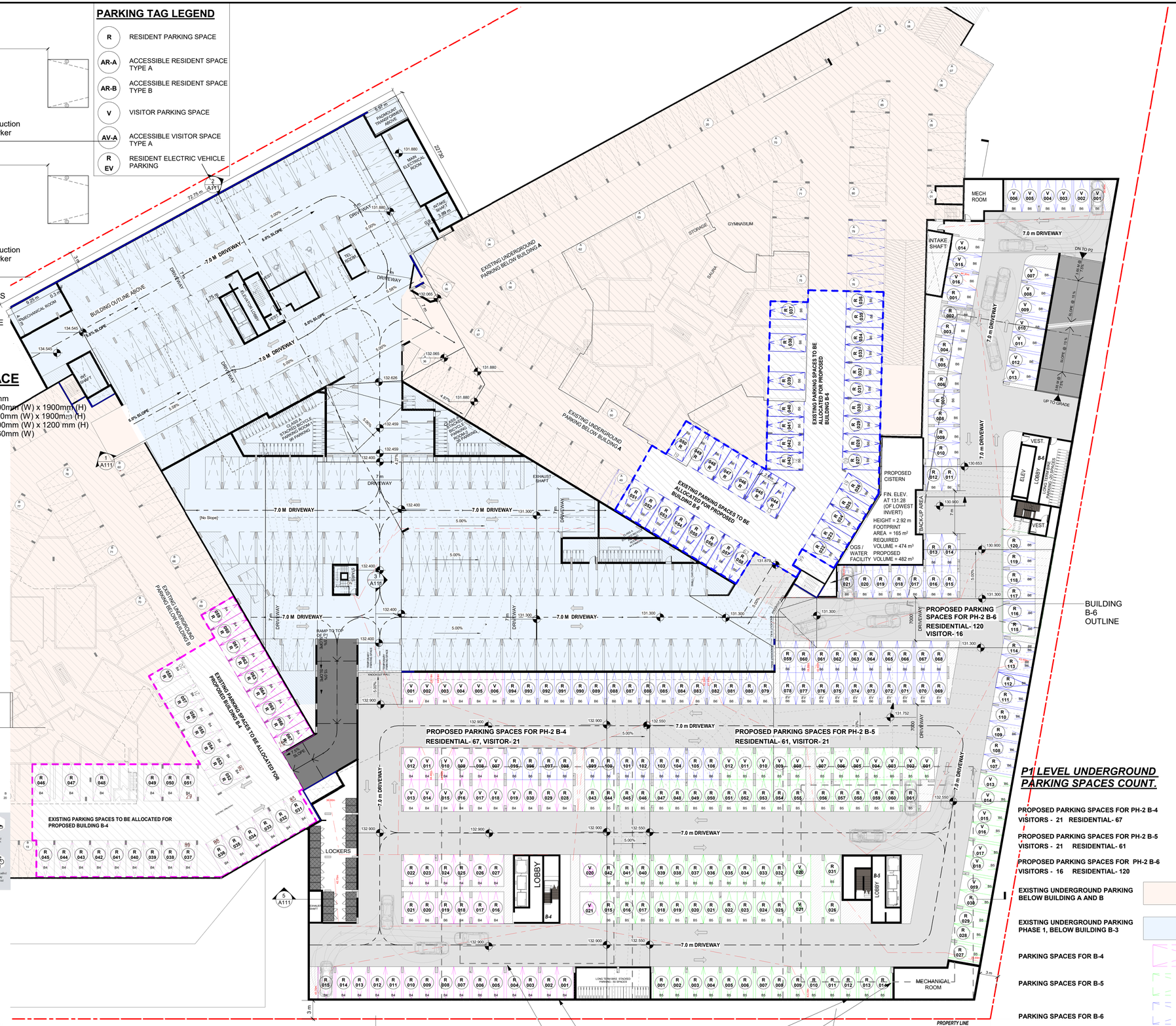

1 PARKING LEVEL 1 (PHASE-2)
1 : 300

P1 LEVEL UNDERGROUND PARKING SPACES COUNT.

PROPOSED PARKING SPACES FOR PH-2 B-4
VISITORS - 21 RESIDENTIAL- 67

PROPOSED PARKING SPACES FOR PH-2 B-5
VISITORS - 21 RESIDENTIAL- 61

PROPOSED PARKING SPACES FOR PH-2 B-6
VISITORS - 16 RESIDENTIAL- 120

EXISTING UNDERGROUND PARKING BELOW BUILDING A AND B

EXISTING UNDERGROUND PARKING PHASE 1, BELOW BUILDING B-3

PARKING SPACES FOR B-4

PARKING SPACES FOR B-5

PARKING SPACES FOR B-6

PROPOSED B-4 PARKING SPACES IN EXISTING UNDERGROUND PARKING BELOW BUILDING B

PROPOSED B-6 PARKING SPACES IN EXISTING UNDERGROUND PARKING BELOW BUILDING A

Stack Rack

Spacing and Dimensions

For a full list of dimensions and spacing requirements and recommendations, please see our technical specification document or installation manual.

A	B	C	D	E	F	G
194° for 90° @ 24" bike spacing (10)b	76.5°	48° Min. 90° Rec.	35.5° Min. 50.5° Rec.	42°	12" lower tray, 20" upper standard tray	17", 24" standard options

4, 6, 8, 10, 12, 14, 16 - 2" square angle, 1" square angle and flat options
8, 12, 16, 10, 24, 26, 32 - bike double-sided options

2" square angle, 1" square angle and flat bar for bike trays

Zero - placed inner-most

Recommended anchor: 2918T

1 year warranty

Made in the USA

Spring-loaded top-tray lift-assist

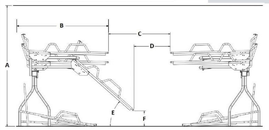

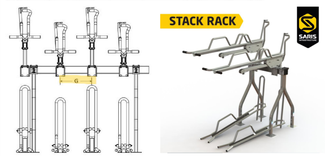

Design files and additional product resources available online at sarsinfrastructure.com

2025-12-19 10:52:02 AM

C:\Users\jleung\Documents\426030_Lormel - Missi_OP 2_RVT2024_Host_jleung7V6DE.rvt

APPLICATION NUMBER:

APPLICATION NUMBER:

DRAWINGS ARE NOT TO BE SCALED.

NOTES:
THIS DRAWING IS AN INSTRUMENT OF SERVICE, IS PROVIDED BY AND IS THE PROPERTY OF 4 ARCHITECTURE INC.

THE CONTRACTOR MUST VERIFY AND ACCEPT RESPONSIBILITY FOR ALL DIMENSIONS AND CONDITIONS ON SITE, AND MUST NOTIFY 4 ARCHITECTURE INC. OF ANY VARIATION FROM THE SUPPLIED INFORMATION.

4 ARCHITECTURE INC. IS NOT RESPONSIBLE FOR THE ACCURACY OF SURVEY, STRUCTURAL, MECHANICAL, ELECTRICAL, ETC., ENGINEERING INFORMATION SHOWN ON THIS DRAWING. REFER TO THE PROPER ENGINEERING DRAWINGS BEFORE PROCEEDING WITH THE WORK.

CONSTRUCTION MUST CONFORM TO ALL APPLICABLE CODES AND REQUIREMENTS OF AUTHORITIES HAVING JURISDICTION.

ALL ARCHITECTURAL SYMBOLS INDICATED ARE GRAPHIC REPRESENTATIONS ONLY.

REVISIONS

SUBMITTALS

No.	Description	YYYY.MM.DD	By
10.			
9.			
8.			
7.			
6.			
5.			
4.			
3.			
2.			
1.	ISSUED FOR ZBA SUBMISSION	2025.12.19	EM

CLIENT:
FOREST PARK CIRCLE

NORTH: PROJECT NORTH
TRUE NORTH

STAMP:

4 ARCHITECTURE INC
WWW.4ARCHITECTURE.CA
8966 Woodbine Avenue, Suite 300, Markham, ON L3R 0J7
T. (905) 470 7212 // email: mail@4architecture.ca

FOREST PARK CIRCLE - 425030
4100 PONYTRAIL DRIVE AND 1850 RATHBURN RD EAST, MISSISSAUGA

ENLARGED PHASE-2 U.G. PARKING - LEVEL P1

2025.12.19

Scale	Drawn By	Checked By
As indicated	SV/DS	EM

File Number

A110

All drawings specifications related documents and design are the copyright property of 4 Architecture Inc. (4 Arch). Reproduction of this property in whole or in part is strictly prohibited without 4 Arch's written permission (4 Arch. assumes no responsibly or liability for this property unless it bears the original architectural seal and original signature.)