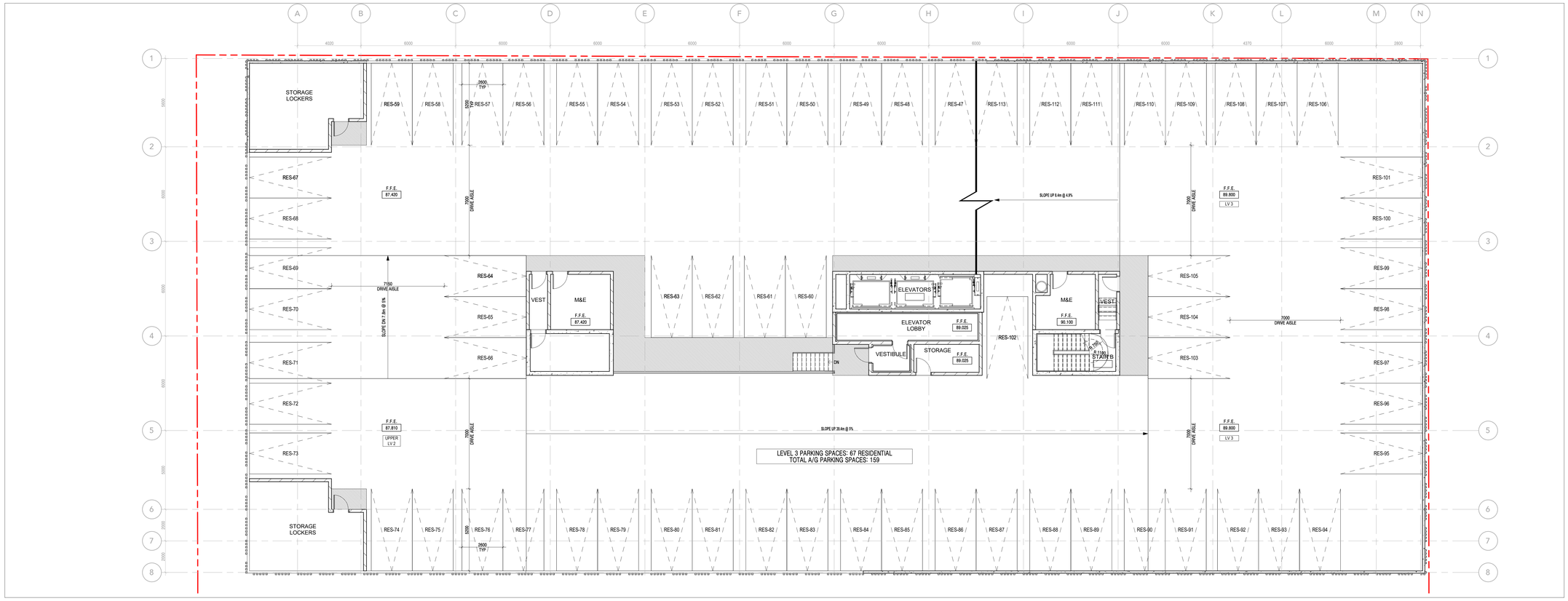

LEVEL 3 - PARKADE FLOOR PLAN
SCALE: 1 : 100
2
A2 02

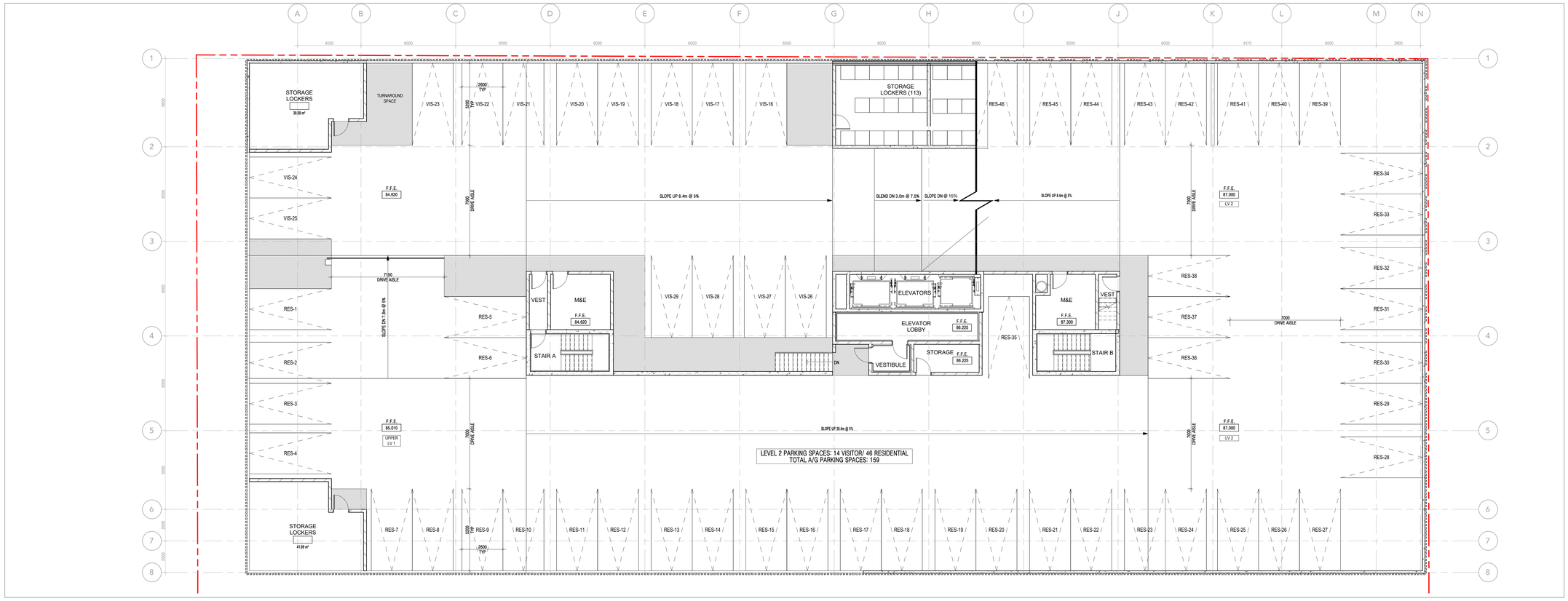

LEVEL 2 - PARKADE FLOOR PLAN
SCALE: 1 : 100
1
A2 02

Kohn

Kohn Partnership Architects Inc.
116 Spadina Avenue, Suite 501, Toronto ON M5V 2K6
Tel 416.703.6700 www.kohnarchitects.com

ALL DIMENSIONS ARE GIVEN IN MILLIMETRES UNLESS OTHERWISE INDICATED.

DO NOT SCALE DRAWINGS.

CONTRACTOR SHALL VERIFY AND CHECK ALL DIMENSIONS AND CONDITIONS ON SITE PRIOR TO STARTING ANY OF THE WORK AND REPORT ANY DISCREPANCY TO THE ARCHITECT AND CONSULTANTS BEFORE PROCEEDING. CONSTRUCTION MUST CONFORM TO ALL APPLICABLE CODES AND REQUIREMENTS OF AUTHORITIES HAVING JURISDICTION PERTAINING TO THIS APPLICATION.

THE ARCHITECT BEARS NO RESPONSIBILITY FOR THE INTERPRETATION OF THESE DOCUMENTS BY THE CONTRACTOR. UPON WRITTEN APPLICATION THE ARCHITECT WILL PROVIDE WRITTEN OR GRAPHIC CLARIFICATION AS SUPPLEMENTARY INFORMATION REGARDING THE INTENT OF THE CONTRACT DOCUMENTS.

LOCATIONS OF EXPOSED MECHANICAL OR ELECTRICAL DEVICES, FITTINGS AND FIXTURES ARE INDICATED ON ARCHITECTURAL DRAWINGS. WHICH SHALL GOVERN OVER THE MECHANICAL AND ELECTRICAL DRAWINGS. THOSE ITEMS NOT CLEARLY LOCATED, TO BE LOCATED AS DIRECTED BY THE ARCHITECT.

NO INVESTIGATION HAS BEEN UNDERTAKEN OR REPORTED ON THIS OFFICE IN REGARDS TO THE ENVIRONMENTAL CONDITIONS OR POLLUTIONS OF THIS SITE.

COPYRIGHT 2005 KOHN ARCHITECTS INC.

COPYRIGHT OF THIS DRAWING AND THE DESIGN INTENT IS RESERVED BY THE ARCHITECT. THE DRAWINGS AND ALL OTHER DOCUMENTS ARE AN INSTRUMENT OF SERVICE BY KOHN ARCHITECTS. THE DRAWINGS AND THE INFORMATION CONTAINED THEREIN MAY NOT BE REPRODUCED IN WHOLE OR IN PART WITHOUT PRIOR WRITTEN PERMISSION OF THE KOHN ARCHITECTS INC.

ALL DRAWINGS ARE THE PROPERTY OF THE ARCHITECT AND MUST BE RETURNED ON REQUEST

ISSUE DATES AND DISTRIBUTION LOG

No.	Date	Note
1	26/07/30	OPA/ZBA APPLICATION

TYPICAL VEHICULAR PARKING SPACE:

AS PER MISSISSAUGA BY-LAW 0225-2007

DRIVE AISLE: 5.20m (ONE-WAY) & 7.00m (TWO-WAY)

TYPICAL PARKING SPACE DIMENSIONS:

WIDTH: MIN. 2.60-2.70m — LENGTH: 5.20m
VERTICAL CLEARANCE: 2.10m

TYPICAL ACCESSIBLE PARKING SPACE DIMENSIONS:

TYPE A:
WIDTH: MIN. 2.40m — LENGTH: 5.20m
VERTICAL CLEARANCE: 2.10m

TYPE B:
WIDTH: MIN. 3.40m — LENGTH: 5.20m
VERTICAL CLEARANCE: 2.10m

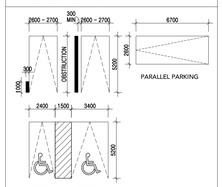

TYPICAL BICYCLE PARKING SPACE:

CLASS A - STACKED BICYCLE PARKING
WIDTH x LENGTH: 0.46m x 1.85m
VERTICAL CLEARANCE: 2.40m

CLASS A/B - VERTICAL BICYCLE PARKING
WIDTH x LENGTH: 0.60m x 1.85m
VERTICAL CLEARANCE: 1.90m

CLASS B - HORIZONTAL BICYCLE PARKING
WIDTH x LENGTH: 0.45m x 1.80m
VERTICAL CLEARANCE: 1.90m

Canahahns

PROJECT NORTH — TRUE NORTH — ONTARIO ASSOCIATION OF ARCHITECTS — ANDREW C MUFFITT LICENCE 0757 — SEAL

Project:
12, 26 PARK STREET EAST

Canahahns Company Ltd.

12, 26 PARK ST E

MISSISSAUGA ON

Drawing Title:
LEVEL 2 - 3 PARKADE FLOOR PLAN

Project Manager Team: DRW
Project No. 21121
Date Plotted: 2026-07-30 4:40:33 PM
Scale: As indicated

Drawing No.
A2 02

FILE NAME Autodesk Docs://21121_26ParkSEast/21121_12_26ParkSEast_DARC_Phase10.rvt

A0