DECEMBER 21st - 9:19

DECEMBER 21st - 10:17

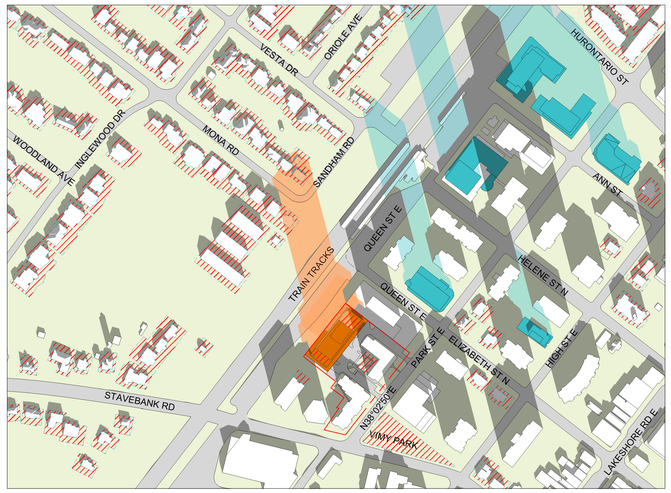

DECEMBER 21st - 11:17

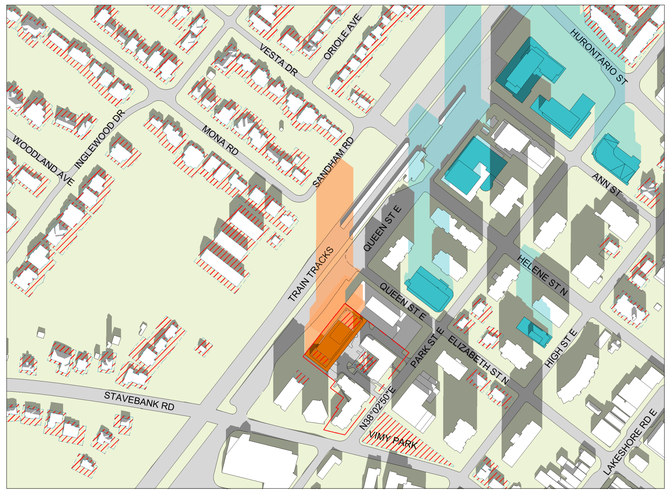

DECEMBER 21st - 12:17

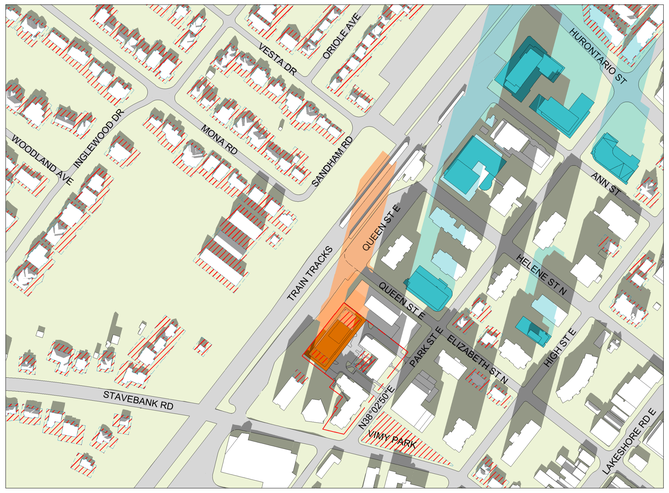

DECEMBER 21st - 13:17

DECEMBER 21st - 14:17

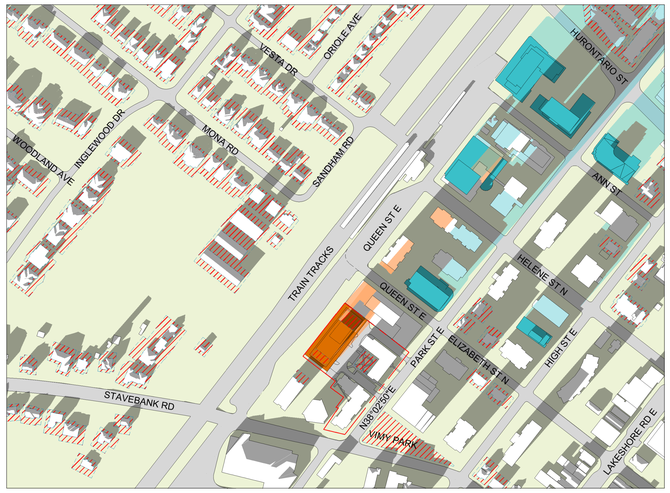

DECEMBER 21st - 15:15

PROPOSED OUTDOOR AMENITY AREA		
TIME	AREA IN SUNSHINE (LEVEL 7)	AREA IN SUNSHINE (GROUND LEVEL)
9:19	426.66 sm	0 sm
10:17	375.03 sm	71.03 sm
11:17	310.11 sm	108.25 sm
12:17	252.35 sm	121.97 sm
13:17	214.30 sm	111.23 sm
14:17	185.78 sm	16.54 sm
15:15	169.15 sm	0 sm

LEVEL 7
AVERAGE AREA IN SUNSHINE = 276.20 sm
TOTAL AREA OF PROPOSED OUTDOOR AMENITY SPACE = 466.25 sm
SUN ACCESS FACTOR = 0.592

GROUND LEVEL
AVERAGE AREA IN SUNSHINE = 61.29 sm
TOTAL AREA OF PROPOSED ADDITIONAL AMENITY SPACE = 364.59 sm
SUN ACCESS FACTOR = 0.168

LEGEND

- PROPOSAL SHADOW
- APPROVED NOT YET CONSTRUCTED SHADOWS
- EXISTING SHADOWS
- NO IMPACT ZONE

0m 10m 30m 60m 100m 200m

SCALE 1:2500

Canahahns

TRUE NORTH

ONTARIO ASSOCIATION of ARCHITECTS
ANDREW C. MUFFITT
LICENCE
5757
SEAL

Project:
12, 26 PARK STREET EAST

Canahahns Company Ltd.

12, 26 PARK ST E

MISSISSAUGA ON

Drawing Title:
SHADOW STUDIES - DECEMBER 21

Project Manager Team: Author
Project No. 21121
Date Plotted: 2026-07-30 4:43:32 PM
Scale As indicated
Drawing No.
A6 04

Kohn
Kohn Partnership Architects Inc.
116 Spadina Avenue, Suite 501, Toronto ON M5V 2K6
Tel 416.703.6700 www.kohnarchitects.com

ALL DIMENSIONS ARE GIVEN IN MILLIMETRES UNLESS OTHERWISE INDICATED.

DO NOT SCALE DRAWINGS.

CONTRACTOR SHALL VERIFY AND CHECK ALL DIMENSIONS AND CONDITIONS ON SITE PRIOR TO STARTING ANY OF THE WORK AND REPORT ANY DISCREPANCY TO THE ARCHITECT AND CONSULTANTS BEFORE PROCEEDING. CONSTRUCTION MUST CONFORM TO ALL APPLICABLE CODES AND REQUIREMENTS OF AUTHORITIES HAVING JURISDICTION PERTAINING TO THIS APPLICATION.

THE ARCHITECT BEARS NO RESPONSIBILITY FOR THE INTERPRETATION OF THESE DOCUMENTS BY THE CONTRACTOR. UPON WRITTEN APPLICATION THE ARCHITECT WILL PROVIDE WRITTEN OR GRAPHIC CLARIFICATION AS SUPPLEMENTARY INFORMATION REGARDING THE INTENT OF THE CONTRACT DOCUMENTS.

LOCATIONS OF EXPOSED MECHANICAL OR ELECTRICAL DEVICES, FITTINGS AND FIXTURES ARE INDICATED ON ARCHITECTURAL DRAWINGS, WHICH SHALL GOVERN OVER THE MECHANICAL AND ELECTRICAL DRAWINGS. THOSE ITEMS NOT CLEARLY LOCATED, TO BE LOCATED AS DIRECTED BY THE ARCHITECT.

NO INVESTIGATION HAS BEEN UNDERTAKEN OR REPORTED ON THIS OFFICE IN REGARDS TO THE ENVIRONMENTAL CONDITIONS OR POLLUTIONS OF THIS SITE.

COPYRIGHT 2005 KOHN ARCHITECTS INC.

COPYRIGHT OF THIS DRAWING AND THE DESIGN INTENT IS RESERVED BY THE ARCHITECT. THIS DRAWING AND ALL OTHER DOCUMENTS ARE AN INSTRUMENT OF SERVICE BY KOHN ARCHITECTS INC. THE DRAWINGS AND THE INFORMATION CONTAINED THEREIN MAY NOT BE REPRODUCED IN WHOLE OR IN PART WITHOUT PRIOR WRITTEN PERMISSION OF THE KOHN ARCHITECTS INC.

ALL DRAWINGS ARE THE PROPERTY OF THE ARCHITECT AND MUST BE RETURNED ON REQUEST

ISSUE DATES AND DISTRIBUTION LOG

No.	Date	Note
	26/07/30	OPA/ZBA APPLICATION

FILE NAME:Autodesk Docs://21121_26ParkSEast/21121_12_26ParkSEast_DARC_Phase10.rvt

A0