02950-1

Planting
Tree Deciduous

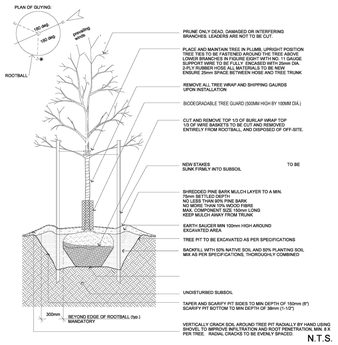

1 DECIDUOUS TREE PLANTING

N.T.S.

02950-2

Planting
Tree Coniferous

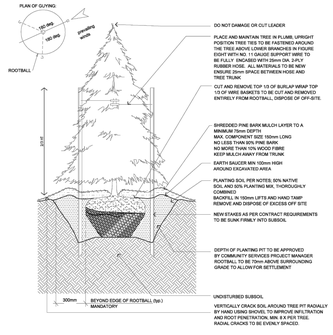

2 CONIFEROUS TREE PLANTING

N.T.S.

02950-6

Planting
Shrub

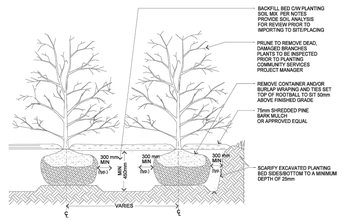

3 SHRUB PLANTING

N.T.S.

02950-17

Tree Planting
Continuous Soil Trench

NOTES:
1. All dimensions are in millimetres unless otherwise noted. This detail to be used in conjunction with pertinent specification.
2. Remove stakes and wires by second growing season or end of warranty period.
3. This detail is based on 8000mm O.C. street tree spacing. Dimensions appropriate to reach goal of 25 cubic metres of soil volume per tree.
4. Prune only dead, damaged or interfering branches. Leaders are not to be cut.
5. Tree pit to be excavated as per specifications. Depth of planting pit to be approved by Community Services representative.
6. Refer to planting plan specifications for soil volume requirements. Refer to planting plan.
7. Soil volume specifications based on loam soil, good drainage and no added irrigation.
8. All planting shall be done under the direction and supervision of personnel with at least 5 years horticultural and planting experience and conform to best horticultural practices. Planting of plant material prior to Community Services approval will be at the contractors risk.
9. Samples of mulch, top soil and tree accessories must be submitted to Community Services for approval.
10. Trees shall be nursery grown, No. 1 grade, and shall conform to CNLA. They shall be free of insect pests/ eggs and larvae and shall have healthy well developed root systems. Community Services reserves the right to reject plant material that does not conform to planting plan specifications.
11. Keep all plants watered from time of planting until acceptance.

4 CONTINUOUS TRENCH

N.T.S.

02950-26

Planting
Tree Shrub Planting Notes

1. All dimensions are in millimeters unless otherwise noted.
2. Conduct all planting under the direction and supervision of qualified personnel with a minimum of five (5) years of experience in planting installations.
3. Stake out tree and/or planting bed locations before excavation for review by the Community Services Representative. Plan locations may shift according to on-site conditions.
4. Warranty all plant material, including seeded/sodded areas, planting accessories and work in this section against defects or non-establishment for a period of two (2) years from date of the Substantial Performance of Work.
5. Make trees and other plant material available for inspection at the source of supply upon request from Community Services Representative. Approval of plant material at source will not impair the right of the Community Services Representative to inspect plants upon arrival on the site or during the course of construction and to reject plants which have been damaged, or which, in any way, do not conform to the specifications. Plants that do not comply with the Contract requirements may be rejected at any time.
6. Arrange for review of plant material by Community Services Representative upon delivery to site. Review is required for prepared planting pits and/or beds before installation, planting and/or backfilling. Ensure that all plant material conforms to planting plan, detail, and current Canadian Nursery Landscape Association standards. The Community Services Representative reserves the right to reject plant material that does not meet the requirements of this Contract, and to have such works corrected at the Contractor's expense. Collected plants are not permitted.
7. Plants must be sound, healthy, vigorous and well-branched. They must be true to type, free of wounds, insect pests' eggs and larvae, and have healthy, well-developed root systems. All plant materials must meet the most current horticultural standards of the Canadian Nursery Landscape Association 'Canadian Nursery Stock Standard' with respect to size, height, spread, grading and quality. Plants must be densely foliated when in leaf.
8. Measure plants as per 'Canadian Nursery Stock Standard' when the branches are in their normal position. Height and spread dimensions specified refer to the main body of the plant, and neither from the branch tip to the base of the root ball nor from branch tip to branch tip. The height of coniferous trees will be determined midway between the top of the leader and the uppermost whorl to the top of the root ball.
9. Propose all substitutions in advance and obtain written approval from the Community Services Representative before proceeding.

5 TREE & SHRUB NOTES

N.T.S.

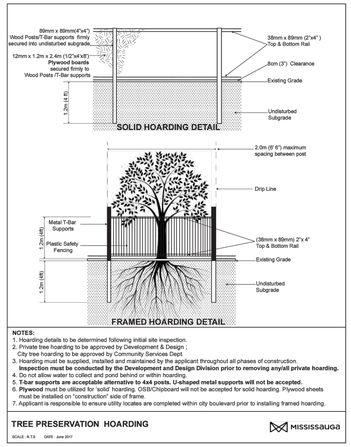

NOTES:
1. Hoarding details to be determined following initial site inspection.
2. Private tree hoarding to be approved by Development & Design ; City tree hoarding to be approved by Community Services Dept.
3. Hoarding must be supplied, installed and maintained by the applicant throughout all phases of construction. **Inspection must be conducted by the Development and Design Division prior to removing any/all private hoarding.**
4. Do not allow water to collect and pond behind or within hoarding.
5. **T-bar supports are acceptable alternative to 4x4 posts. U-shaped metal supports will not be accepted.**
6. **Plywood** must be utilized for 'solid' hoarding. OSB/Chipboard will not be accepted for solid hoarding. Plywood sheets must be installed on 'construction' side of frame.
7. Applicant is responsible to ensure utility locates are completed within city boulevard prior to installing framed hoarding.

TREE PRESERVATION HOARDING

SCALE: N.T.S DATE: June 2017

MISSISSAUGA

6 TREE PRESERVATION HOARDING

N.T.S.

Landscape Architect

STUDIO tla

20 Champlain Blvd. Suite 102 - Toronto ON - M3H 2Z1
(416) 638-4911 - info@studiotla.ca - studiotla.ca

2233-2235 HURONTARIO ST

MISSISSAUGA, ON

Project Number
26-107

Client
2233 & 2235 Hurontario LTD.

Consultant

ARCHITECT
BDP QUADRANGLE
8 SPADINA AVENUE, SUITE 2100
TORONTO, ON M5V 0S8
TEL: 416-598-1240

CIVIL ENGINEER
URBANTECH
2030 BRISTOL CIRCLE, SUITE 105
OAKVILLE, ON L6H 0H2
TEL: 905-829-8818

Revisions

#		
2	ZBA RESUBMISSION	2026-11-13 KA
1	ISSUED FOR ZBA	2026-04-13 KA
#	ISSUED FOR XXX	YYYY-MM-DD BY

Stamp

ONTARIO ASSOCIATION OF LANDSCAPE ARCHITECTS
JEFFREY T. CRAIG
OALA
MEMBER

Keymap

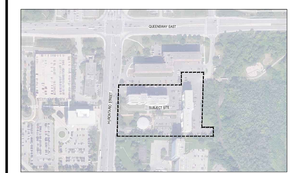

Scale
AS SHOWN

Phase **North**
ZBA

Drawing Name
LANDSCAPE DETAILS (CITY DETAILS)

Sheet Number
NOT FOR CONSTRUCTION

LD.201

© STUDIO tla

November 16, 2026 3:48 PM I:\01-PROJECTS\2026\26-107 2233-2235 HURONTARIO ST\01-CAD\01-ZBA\PLOTS\SHEET SET\LD.201 LANDSCAPE DETAILS (CITY DETAILS).DWG