NOTES FOR WASTE MANAGEMENT PLAN:

1. THE BINS SHOULD BE PROPERLY POSITIONED IN THE COLLECTION AREA ON THE DAY OF COLLECTION BEFORE 7 AM.
2. THE DRIVER IS NOT REQUIRED TO EXIT THE COLLECTION VEHICLE TO FACILITATE COLLECTION.
3. PROPERTY MANAGEMENT IS RESPONSIBLE FOR MOVING BINS DURING COLLECTION.
4. THE REGION WILL NOT BE RESPONSIBLE FOR EMPTYING BINS THAT ARE INACCESSIBLE TO THE COLLECTION VEHICLE.

NOTES FOR PROPERTY MANAGEMENT STAFF REGARDING WASTE MANAGEMENT

1. THE BINS SHOULD BE PROPERLY POSITIONED IN THE COLLECTION AREA ON THE DAY OF COLLECTION BEFORE 7 AM.
2. THE DRIVER IS NOT REQUIRED TO EXIT THE COLLECTION VEHICLE TO FACILITATE COLLECTION.
3. PROPERTY MANAGEMENT IS RESPONSIBLE FOR MOVING BINS DURING COLLECTION.
4. THE REGION WILL NOT BE RESPONSIBLE FOR EMPTYING BINS THAT ARE INACCESSIBLE TO THE COLLECTION VEHICLE.
5. PROPERTY MANAGEMENT MUST BE VISIBLE TO WASTE COLLECTION VEHICLE ON APPROACH TO SITE, OTHERWISE THE WASTE COLLECTION VEHICLE WILL NOT ENTER THE SITE.
6. PROPERTY MANAGEMENT WILL BE RESPONSIBLE FOR SAFELY MANEUVERING WASTE COLLECTION VEHICLES INTO AND/OR OUT OF, AS WELL AS AROUND, THE SITE.
7. PROPERTY MANAGEMENT STAFF WILL BE RESPONSIBLE FOR MOVING BINS TO THE STAGING AREA AT THE TIME OF COLLECTION AND RETURNING TO STORAGE ROOM FOLLOWING COLLECTION.

GENERAL WASTE MANAGEMENT NOTES
SCALE: 1 : 10

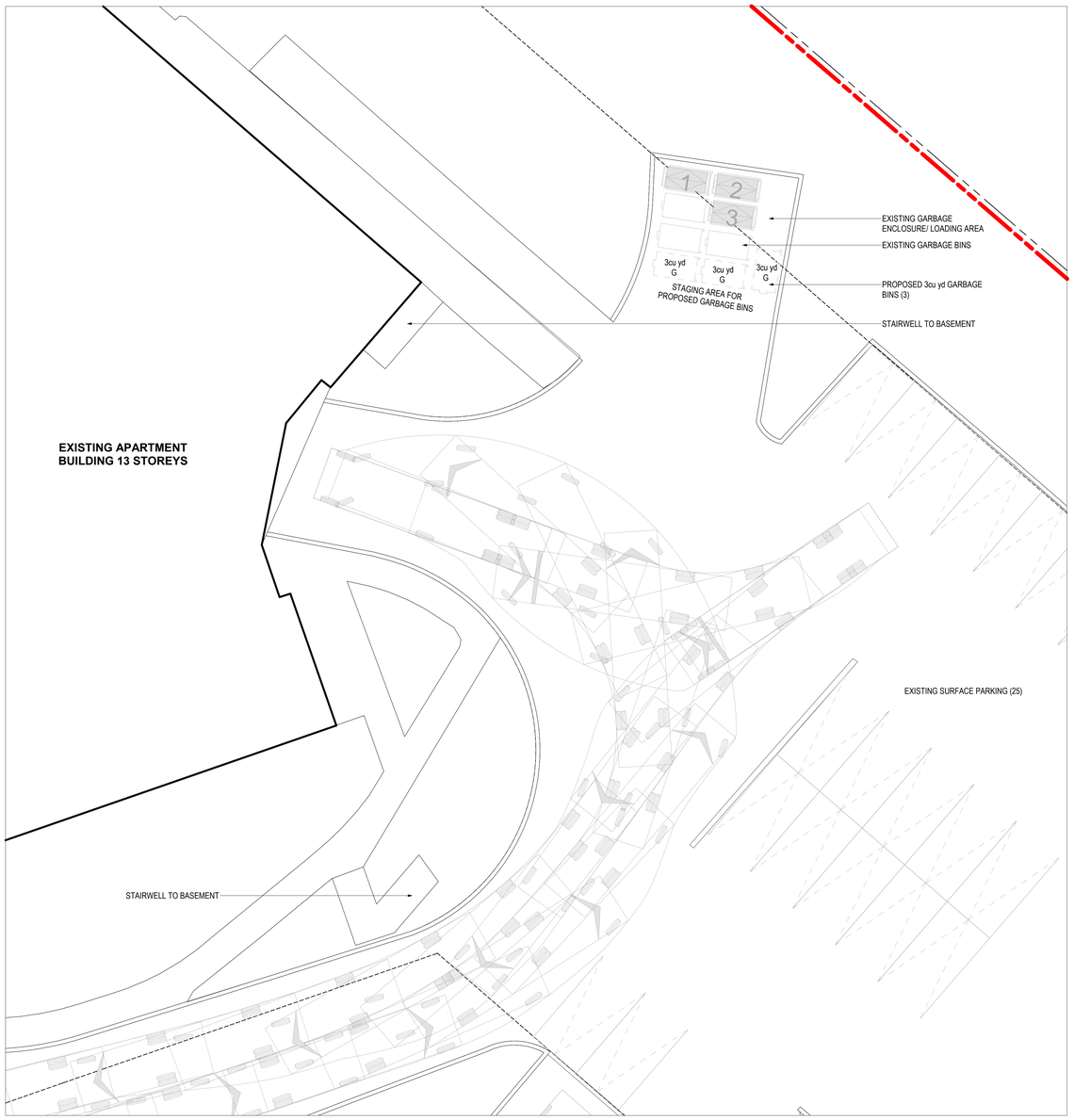

EXISTING LOADING AREA
SCALE: 1 : 100 — 1 / A2 01

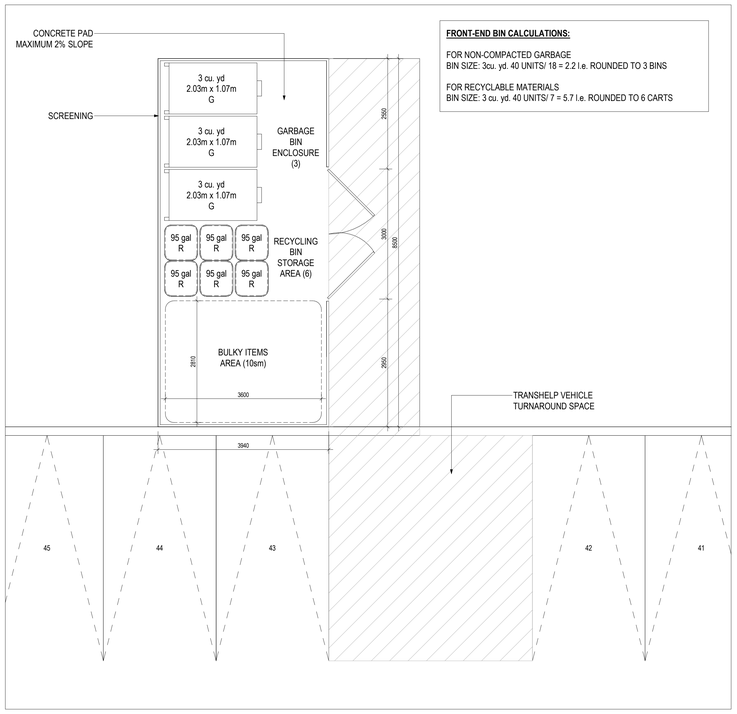

FRONT-END BIN CALCULATIONS:

FOR NON-COMPACTED GARBAGE
BIN SIZE: 3cu. yd. 40 UNITS/ 18 = 2.2 I.e. ROUNDED TO 3 BINS

FOR RECYCLABLE MATERIALS
BIN SIZE: 3 cu. yd. 40 UNITS/ 7 = 5.7 I.e. ROUNDED TO 6 CARTS

GARBAGE AND RECYCLING ENCLOSURE PLAN
SCALE: 1 : 50 — 3 / A2 01

FLOOR PLAN (ABOVE GRADE) LEGEND:

A.D.	AREA DRAIN (REFER TO MECH. DWGS.)
F.D.	FLOOR DRAIN (REFER TO MECH. DWGS.)
R.D.	ROOF DRAIN (REFER TO MECH. DWGS.)
T.D.	TRENCH DRAIN (REFER TO CIVIL DWGS.)
	WALL MOUNTED EXTERIOR LIGHT FIXTURE
WS	WARNING SYSTEM FOR MOTORISTS
AO	AUTO OPERATORS
E.P./C.P.	ELECTRICAL PANEL
	CONVEX MIRROR
	PAINTED YELLOW LINES (PEDESTRAIN PATHWAYS)
	SIAMESE (STANDPIPE) CONNECTION
FHC	FIRE HOSE CABINET
FHV	STANDPIPE HOSE VALVE CABINET
FEC	FIRE EXTINGUISHER CABINET
	EXTENTS OF BUIDING ABOVE
	BARRIER FREE TURNING RADIUS

Kohn

Kohn Partnership Architects Inc.
116 Spadina Avenue, Suite 501, Toronto ON M5V 2K6
Tel 416.703.6700 www.kohnarchitects.com

ALL DIMENSIONS ARE GIVEN IN MILLIMETRES UNLESS OTHERWISE INDICATED.

DO NOT SCALE DRAWINGS.

CONTRACTOR SHALL VERIFY AND CHECK ALL DIMENSIONS AND CONDITIONS ON SITE PRIOR TO STARTING ANY OF THE WORK AND REPORT ANY DISCREPANCY TO THE ARCHITECT AND CONSULTANTS BEFORE PROCEEDING. CONSTRUCTION MUST CONFORM TO ALL APPLICABLE CODES AND REQUIREMENTS OF AUTHORITIES HAVING JURISDICTION PERTAINING TO THIS APPLICATION.

THE ARCHITECT BEARS NO RESPONSIBILITY FOR THE INTERPRETATION OF THESE DOCUMENTS BY THE CONTRACTOR. UPON WRITTEN APPLICATION THE ARCHITECT WILL PROVIDE WRITTEN OR GRAPHIC CLARIFICATION AS SUPPLEMENTARY INFORMATION REGARDING THE INTENT OF THE CONTRACT DOCUMENTS.

LOCATIONS OF EXPOSED MECHANICAL OR ELECTRICAL DEVICES, FITTINGS AND FIXTURES ARE INDICATED ON ARCHITECTURAL DRAWINGS, WHICH SHALL GOVERN OVER THE MECHANICAL AND ELECTRICAL DRAWINGS. THOSE ITEMS NOT CLEARLY LOCATED, TO BE LOCATED AS DIRECTED BY THE ARCHITECT.

NO INVESTIGATION HAS BEEN UNDERTAKEN OR REPORTED ON THIS OFFICE IN REGARDS TO THE ENVIRONMENTAL CONDITIONS OR POLLUTIONS OF THIS SITE.

COPYRIGHT 2005 KOHN ARCHITECTS INC.

COPYRIGHT OF THIS DRAWING AND THE DESIGN INTENT IS RESERVED BY THE ARCHITECT. ALL DRAWINGS AND RELATED DOCUMENTS ARE AN INSTRUMENT OF SERVICE BY KOHN ARCHITECTS INC. AND THE DRAWINGS AND INFORMATION CONTAINED THEREIN MAY NOT BE REPRODUCED IN WHOLE OR IN PART WITHOUT PRIOR WRITTEN PERMISSION OF THE KOHN ARCHITECTS INC.

ALL DRAWINGS ARE THE PROPERTY OF THE ARCHITECT AND MUST BE RETURNED ON REQUEST

ISSUE DATES AND DISTRIBUTION LOG

No.	Date	Note
1	25/09/08	ISSUED FOR SPA
2	26/03/04	REISSUED FOR SPA
3	26/07/15	REISSUED FOR SPA
4	26/09/04	ISSUED FOR ZBA

KEY PLAN

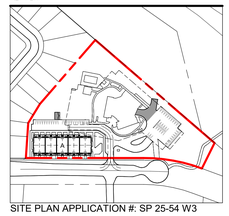

SITE PLAN APPLICATION #: SP 25-54 W3

CANADIAN APARTMENT PROPERTIES • REIT

PROJECT NORTH

TRUE NORTH

ONTARIO ASSOCIATION of ARCHITECTS
ANDREW C MUFFITT
LICENCE
5557
SEAL

Project:
2105 RATHBURN ROAD EAST, BLOCK A

CAPREIT APARTMENTS INC.

11 CHURCH STREET, TORONTO, ON M5E 1W1
Tel 416.861.9404 hello@capreit.net

Drawing Title:
WASTE MANAGEMENT PLANS

Project Manager Team:	Project No.
AN	25-107
Date Plotted:	Scale:
2026-09-25 4:20:50 PM	As indicated

Drawing No.:
A2 01

FILE NAME:Autodesk Docs://25107_212 Rathburn_ACC/25107_212 Rathburn.rvt

A0