

NOTE
1. INSTALL 50mm GALVANIZED CONDUIT FROM INSIDE CHAMBER WALL TO SUITABLE LOCATION 2000mm MIN. BEYOND TRAFFIC AREA.
2. GATE VALVE, FITTINGS AND PIPE SHALL BE RESTRAINED AS PER REGION OF PEEL REQUIREMENTS.
3. ALL PIPING, FITTINGS, VALVES, APPURTENANCES AND MECHANICAL RESTRAINTS TO BE c/w DENSO PASTE, DENSO MASTIC AND DENSO TAPE OR APPROVED EQUAL, APPLIED TO MANUFACTURER'S RECOMMENDATIONS.

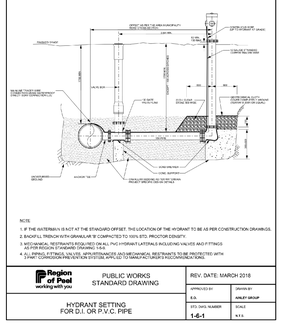

NOTE:
1. IF THE WATERMAIN IS NOT AT THE STANDARD OFFSET, THIS LOCATION OF THE HYDRANT TO BE AS PER CONSTRUCTION DRAWINGS.
2. BACKFILL TRENCH WITH GRANULAR 'B' COMPACTED TO 100% STD. PROCTOR DENSITY.
3. MECHANICAL RESTRAINTS REQUIRED ON ALL PVC HYDRANT LATERALS INCLUDING VALVES AND FITTINGS
4. ALL PIPING, FITTINGS, VALVES, APPURTENANCES AND MECHANICAL RESTRAINTS TO BE PROTECTED WITH 3 PART CORROSION PREVENTATIVE SYSTEM, APPLIED TO MANUFACTURER'S RECOMMENDATIONS

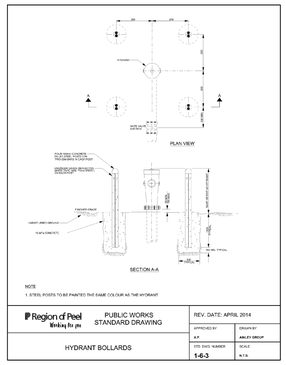

NOTE
1. STEEL POSTS TO BE PAINTED THE SAME COLOUR AS THE HYDRANT

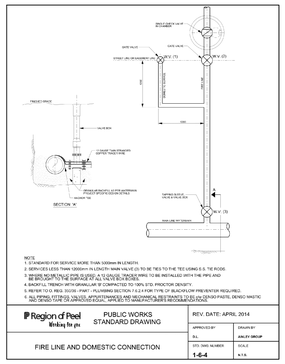

NOTE
1. STANDARD FOR SERVICE MORE THAN 10000mm IN LENGTH.
2. SERVICES LESS THAN 10000mm IN LENGTH MAIN VALVE (3) TO BE TIES TO FIRE TEE USING E.S. TIE RODS.
3. TIE WELL SCUM VALVE FOR SYSTEM ACTUATED VALVE(S). THESE PIPES TO BE INSTALLED WITH 5 MM. PIPE AND FITTINGS AND TIED TO THE NEAREST CATCH BASIN.
4. BACKFILL TRENCH WITH GRANULAR 'B' COMPACTED TO 100% STD. PROCTOR DENSITY.
5. WATER TO CC 1802, 3322W, IPWT - PLUMBING SECTION 7.4.2.4 FOR TYPE OF BLACKFLOW PREVENTER REQUIRED.
6. ALL PIPING, FITTINGS, VALVES, APPURTENANCES AND MECHANICAL RESTRAINTS SIZE (s) DENSO PASTE, DENSO MASTIC AND DENSO TAPE OR APPROVED EQUAL, APPLIED TO MANUFACTURER'S RECOMMENDATIONS.

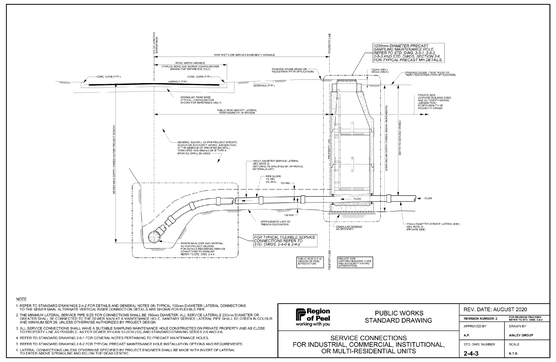

NOTE
1. REFER TO STANDARD DRAWINGS 2-4-2 FOR DETAILS AND GENERAL NOTES ON TYPICAL 100mm DIAMETER LATERAL CONNECTIONS
2. REFER TO STANDARD DRAWING 2-4-1 FOR GENERAL NOTES PERTAINING TO SERVICE CONNECTIONS.
3. THE MINIMUM LATERAL SERVICE PIPE SIZE FOR CONNECTIONS SHALL BE 150mm DIAMETER. ALL SERVICES LATERALS 200 mm DIAMETER OR LARGER SHALL BE CONSTRUCTED WITH A MANHOLE AT THE PROPERTY LINE. SERVICES LATERALS 150 mm DIAMETER AS CLOSE AND MINIMUM SIZE 25, UNLESS OTHERWISE AUTHORIZED BY PROJECT DESIGN.
4. ALL SERVICES CONSTRUCTED IN ROCK, LIKELY TO BE ENCOUNTERED IN THE VICINITY OF ROCK CONSTRUCTED ON PRIVATE PROPERTY AND AS CLOSE AS POSSIBLE TO THE PROPERTY LINE, SHALL BE CONSTRUCTED WITH A MINIMUM GRADE OF 2% WHERE POSSIBLE.
5. REFER TO STANDARD DRAWING 2-6-1 FOR GENERAL NOTES PERTAINING TO PRECAST MAINTENANCE HOLES.
6. REFER TO STANDARD DRAWING 2-6-2 FOR TYPICAL PRECAST MAINTENANCE HOLE INSTALLATION OPTIONS AND REQUIREMENTS.
7. LATERAL CONNECTIONS OR LESS OTHERWISE SPECIFIED BY PEEL PUTT ENGINEERS SHALL BE MADE WITH INVERT OF LATERAL 300 CENTRE ABOVE SPRING LINE AND 900 ON THE TOP OR AS DETAILED.

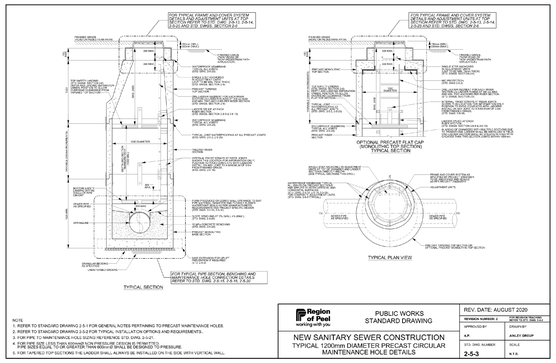

NOTE
1. REFER TO STANDARD DRAWING 2-5-1 FOR GENERAL NOTES PERTAINING TO PRECAST MAINTENANCE HOLES.
2. REFER TO STANDARD DRAWING 2-5-2 FOR TYPICAL INSTALLATION OPTIONS AND REQUIREMENTS.
3. FOR PIPE TO MAINTENANCE HOLE SIZING REFERENCE STD DWG 2-5-2.
4. FOR SIZES LESS THAN 1200mm DIAMETER, THE CONE SECTION SHALL BE TRANSITIONED TO SUIT.
5. FOR TAPERED TOP SECTIONS THE LADDER SHALL ALWAYS BE INSTALLED ON 0% SIDE WITH VERTICAL WALL.

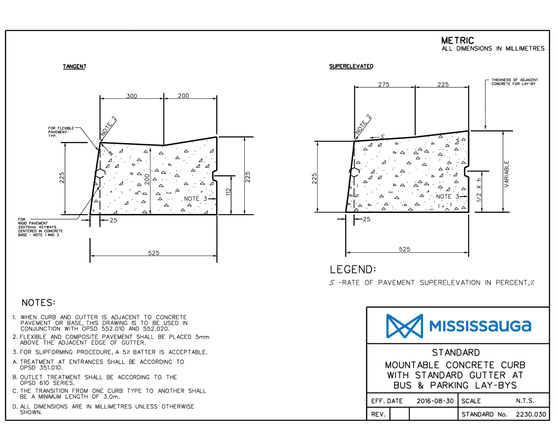

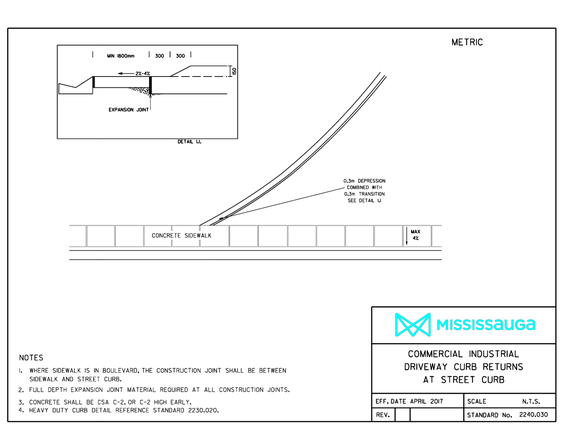

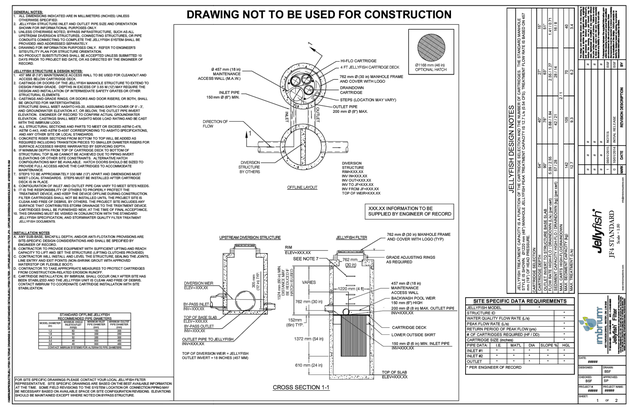

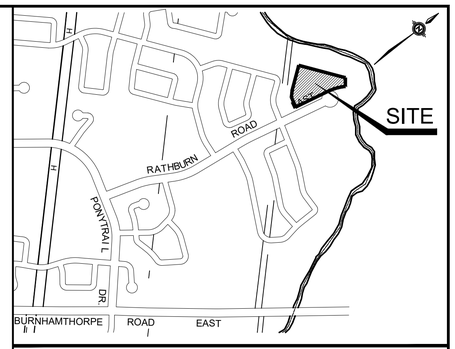

KEY PLAN NTS

BENCHMARK NOTES:

ELEVATIONS SHOWN HEREON ARE GEODETIC AND ARE REFERRED TO THE CITY OF MISSISSAUGA BENCHMARK NO. 766, LOCATED ON THE NORTH FACE, WEST CORNER OF A RED BRICK TWO-STOREY HOUSE #4215 AT THE SOUTHEAST CORNER OF GARNETWOOD CHASE AND RATHBURN ROAD EAST, HAVING A PUBLISHED ELEVATION OF 141.957 METRES.

ALL DIMENSIONS AND ELEVATIONS ARE IN METRES UNLESS OTHERWISE NOTED.

PIPE SIZES ARE IN MILLIMETRES

No.	REVISIONS	DATE	APPR. BY
3	ISSUED FOR 3RD S.P.A SUBMISSION	JUL 15/26	D.A.
2	ISSUED FOR S.P.A SUBMISSION	MAR 04/26	D.A.
1	ISSUED FOR S.P.A SUBMISSION	SEPT 08/25	D.A.

CLIENT

CAPREIT APARTMENTS INC.
11 Church Street, Toronto, ON Canada M5E 1W1
Office (416) 861-9404
E-mail hello@capreit.net

PROJECT TITLE

2121 RATHBURN ROAD EAST MISSISSAUGA, ONTARIO
STACKED RESIDENTIAL RENTAL TOWNHOUSE DEVELOPMENT

STAMP

LICENSED PROFESSIONAL ENGINEER
T. M. ABIKOYE
100546720
2026-07-15
PROVINCE OF ONTARIO

APPROVED AS TO FORM IN RELIANCE UPON THE PROFESSIONAL SKILL AND ABILITY OF ENVISION CONSULTANTS LTD. AS TO DESIGN AND SPECIFICATION

DIRECTOR OF DEVELOPMENT / TRANSPORTATION ENGINEERING

CONSULTANT

ENVISION CONSULTANTS LTD
6415 Northwest Dr. Mississauga, ON Canada L4V 1X1
Office (905) 677-0202
E-mail admin@envisionconsultants.ca

MUNICIPALITY

MISSISSAUGA
Region of Peel working with you

CITY FILE NO.: SP 25-54 W3, REGION FILE NO.: C604649

SHEET TITLE

DETAILS

DESIGNED BY:	DATE:	CHECKED BY:
D.A.	SEPT 2025	A.W.
DRAWN BY:	PROJECT No.	
M.R.	25-1026	
SCALES:	DRAWING No.	
AS NOTED	C-106	

FILENAME: C:\Users\ANDRER~1\AppData\Local\Temp\Axtmp\Rubbish_3228\625-1\06_SS1-SG1-EGC1-NT1.dwg
PLOTDATE: Jul 15, 2026 - 4:46pm, AndreiRocha