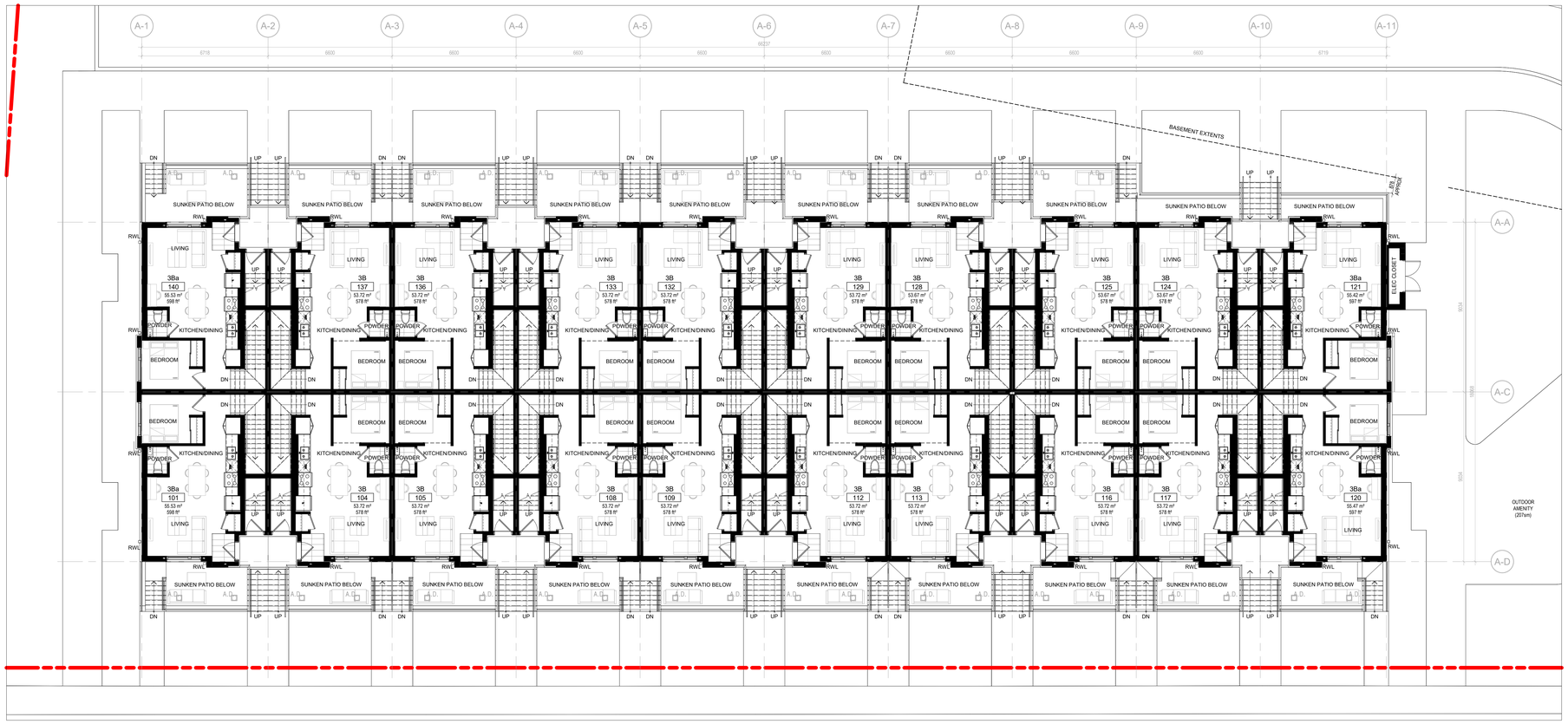

FLOOR PLAN - MAIN LEVEL
SCALE: 1 : 100
2
A2 11

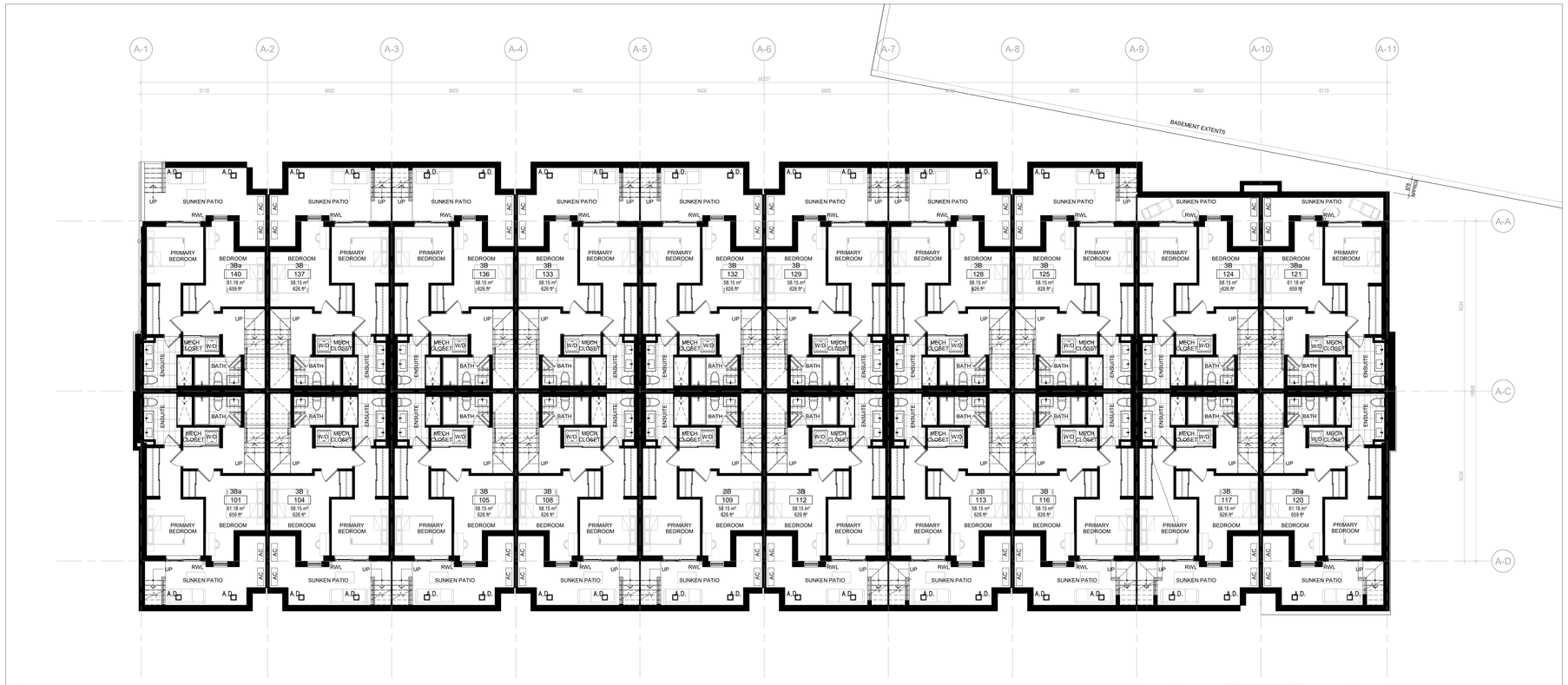

FLOOR PLAN - LOWER LEVEL
SCALE: 1 : 100
1
A2 11

FILE NAME/Autodesk Docs://25107_212 Rathburn_ACC25107_212 Rathburn.rvt

A0

Kohn

Kohn Partnership Architects Inc.
116 Spadina Avenue, Suite 501, Toronto ON M5V 2K6
Tel 416.703.6700 www.kohnarchitects.com

ALL DIMENSIONS ARE GIVEN IN MILLIMETRES UNLESS OTHERWISE INDICATED.

DO NOT SCALE DRAWINGS.

CONTRACTOR SHALL VERIFY AND CHECK ALL DIMENSIONS AND CONDITIONS ON SITE PRIOR TO STARTING ANY OF THE WORK AND REPORT ANY DISCREPANCY TO THE ARCHITECT AND CONSULTANTS BEFORE PROCEEDING. CONSTRUCTION MUST CONFORM TO ALL APPLICABLE CODES AND REQUIREMENTS OF AUTHORITIES HAVING JURISDICTION PERTAINING TO THIS APPLICATION.

THE ARCHITECT BEARS NO RESPONSIBILITY FOR THE INTERPRETATION OF THESE DOCUMENTS BY THE CONTRACTOR. UPON WRITTEN APPLICATION THE ARCHITECT WILL PROVIDE WRITTEN OR GRAPHIC CLARIFICATION AS SUPPLEMENTARY INFORMATION REGARDING THE INTENT OF THE CONTRACT DOCUMENTS.

LOCATIONS OF EXPOSED MECHANICAL OR ELECTRICAL DEVICES, FITTINGS AND FIXTURES ARE INDICATED ON ARCHITECTURAL DRAWINGS, WHICH SHALL GOVERN OVER THE MECHANICAL AND ELECTRICAL DRAWINGS. THOSE ITEMS NOT CLEARLY LOCATED, TO BE LOCATED AS DIRECTED BY THE ARCHITECT.

NO INVESTIGATION HAS BEEN UNDERTAKEN OR REPORTED ON THIS OFFICE IN REGARDS TO THE ENVIRONMENTAL CONDITIONS OR POLLUTIONS OF THIS SITE.

COPYRIGHT 2005 KOHN ARCHITECTS INC.

COPYRIGHT OF THIS DRAWING AND THE DESIGN INTENT IS RESERVED BY THE ARCHITECT. THIS DRAWING AND THE INFORMATION CONTAINED IN IT CONSTITUTE AN INSTRUMENT OF SERVICE BY KOHN ARCHITECTS INC. THE DRAWINGS AND INFORMATION CONTAINED THEREIN MAY NOT BE REPRODUCED IN WHOLE OR IN PART WITHOUT PRIOR WRITTEN PERMISSION OF THE KOHN ARCHITECTS INC.

ALL DRAWINGS ARE THE PROPERTY OF THE ARCHITECT AND MUST BE RETURNED ON REQUEST.

ISSUE DATES AND DISTRIBUTION LOG

No.	Date	Note
1	25/09/08	ISSUED FOR SPA
2	26/03/04	REISSUED FOR SPA
3	26/07/15	REISSUED FOR SPA
4	26/09/04	ISSUED FOR ZBA

FLOOR PLAN (ABOVE GRADE) LEGEND:

A.D.	AREA DRAIN (REFER TO MECH. DWGS.)
F.D.	FLOOR DRAIN (REFER TO MECH. DWGS.)
R.D.	ROOF DRAIN (REFER TO MECH. DWGS.)
T.D.	TRENCH DRAIN (REFER TO CIVIL DWGS.)
	WALL MOUNTED EXTERIOR LIGHT FIXTURE
WS	WARNING SYSTEM FOR MOTORISTS
AO	AUTO OPERATORS
E.P./C.P.	ELECTRICAL PANEL
	CONVEX MIRROR
	PAINTED YELLOW LINES (PEDESTRIAN PATHWAYS)
	SIAMESE (STANDPIPE) CONNECTION
FHC	FIRE HOSE CABINET
FHV	STANDPIPE HOSE VALVE CABINET
FEC	FIRE EXTINGUISHER CABINET
	EXTENTS OF BUIDING ABOVE
	BARRIER FREE TURNING RADIUS

KEY PLAN

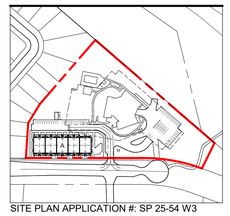

SITE PLAN APPLICATION #: SP 25-54 W3

CANADIAN APARTMENT PROPERTIES • REIT

PROJECT NORTH

TRUE NORTH

ONTARIO ASSOCIATION OF ARCHITECTS
ANDREW C MUFFITT
LICENCE
8557
SEAL

Project:
2105 RATHBURN ROAD EAST, BLOCK A

CAPREIT APARTMENTS INC.

11 CHURCH STREET, TORONTO, ON M5E 1W1
Tel 416.861.9404 hello@capreit.net

Drawing Title:
FLOOR PLANS - LOWER LEVEL & MAIN LEVEL

Project Manager Team:	Project No.:
AN	25-107
Date Plotted:	Scale:
2026-09-04 11:48:52 AM	As indicated

Drawing No.:
A2 11