02950-17

Tree Planting
Continuous Soil Trench

NOTE:
TO BE USED AS A GUIDELINE ONLY.
NOT TO SCALE. REMOVE CITY TITLE BLOCK AND REDRAW TO REPRESENT SITE SPECIFIC CONDITIONS. ALL SITE SPECIFIC CONDITIONS ARE TO BE CONFIRMED BY THE PROJECT CONSULTANT.

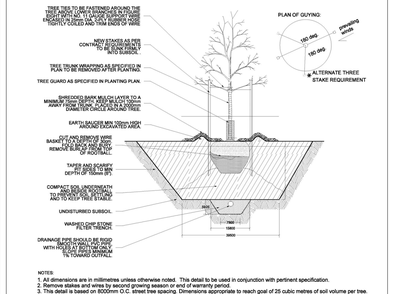

NOTES:
1. All dimensions are in millimetres unless otherwise noted. This detail to be used in conjunction with pertinent specification.
2. Remove stakes and wires by second growing season or end of warranty period.
3. This detail is based on 8000mm O.C. street tree spacing. Dimensions appropriate to reach goal of 25 cubic metres of soil volume per tree.
4. Prune only dead, damaged or interfering branches. Leaders are not to be cut.
5. Tree pit to be excavated as per specifications. Depth of planting pit to be approved by Community Services representative.
6. Tree to be planted at same depth as originally grown in nursery as indicated by planting mark.
7. Soil volume specifications based on loam soil, good drainage and no added irrigation.
8. All planting shall be done under the direction and supervision of personnel with at least 5 years horticultural and planting experience and conform to best horticultural practices. Planting of plant material prior to Community Services approval will be at the contractors risk.
9. Samples of mulch, top soil and tree accessories must be submitted to Community Services for approval.
10. Plants shall be sound, healthy, vigorous and well branched. They shall be free of insect pests' eggs and larvae and shall have healthy well developed root systems. Community Services reserves the right to reject plant material that does not conform to planting plan specifications.
11. Keep all plants watered from time of planting until acceptance.

Detail: 02950-17 ORIGINAL DATE: Oct 09/15
REVISION DATE: month xx/1x
MISSISSAUGA

1 Deciduous Tree Planting Scale: NTS

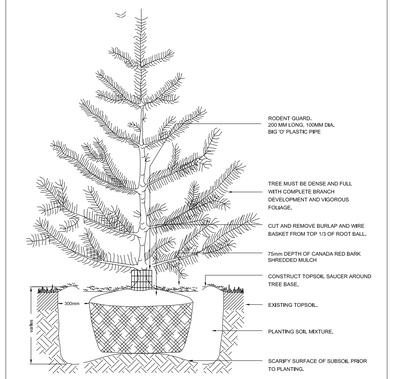

NOTES:
- SET TREE 50mm HIGHER THAN SURROUNDING GRADE TO ALLOW FOR SETTLEMENT.
- THE ABOVE DETAIL DOES NOT REPRESENT ANY PARTICULAR SPECIES.

2 Coniferous Tree Planting - Off Slab Scale: NTS

GUYING - AS DIRECTED. APPROPRIATE TO SPECIES AND SIZE OF SHRUB
SPACING - AS DIRECTED. REMOVE ANY SUBSOIL OR RUBBISH OFF SITE. ALL DIMENSIONS ARE IN mm.
FERTILIZING - APPLY APPROVED WATER SOLUBLE FERTILIZER AT A RATE OF 9kg PER 100sq.m. ENSURE FERTILIZER IS CONTAINED WITHIN SAUCER AND EVENLY RAKED INTO PLANTING SOIL MIXTURE.
BARE ROOT - (B.R. IN PLANT LIST). SET ALL PLANT MATERIAL SLIGHTLY HIGHER THAN ADJACENT GRADE. SET BARE ROOT PLANT MATERIAL SO THAT ROOTS LIE IN NATURAL STATE. GENTLY BACKFILL WITH SOIL MIXTURE, WORKING SOIL BETWEEN ROOTS. LIGHTLY TAMP SOIL TO ELIMINATE AIR POCKETS AND REDUCE SETTLEMENT. WATER PLANTING BED THOROUGHLY, IMMEDIATELY AFTER PLANTING.

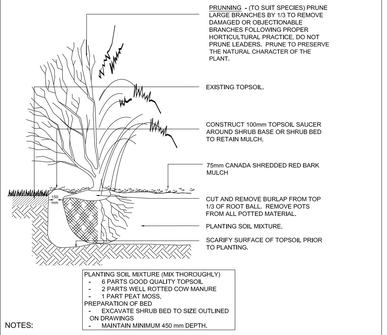

PLANTING SOIL MIXTURE (MIX THOROUGHLY)
- 6 PARTS GOOD QUALITY TOPSOIL,
- 2 PARTS WELL ROTTED COW MANURE
- 1 PART PEAT MOSS.

PREPARATION OF BED
- EXCAVATE SHRUB BED TO SIZE OUTLINED ON DRAWINGS
- MAINTAIN MINIMUM 450 mm DEPTH.

NOTES:
1. PLANTING METHOD ILLUSTRATED, SHALL APPLY EQUALLY TO BARE ROOT STOCK AND BALLED STOCK.
2. SET SHRUBS 50 mm HIGHER THAN SURROUNDING GRADE TO ALLOW FOR SETTLEMENT.
3. SHRUBS PLANTED IN GROUPS SHALL BE SET IN CONTINUOUS BEDS.
4. THE ABOVE DETAIL DOES NOT REPRESENT ANY PARTICULAR SPECIES.

3 Shrub and Perennial Planting Scale: NTS

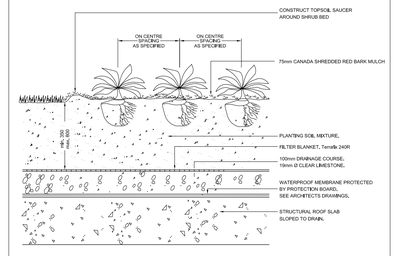

PLANTING SOIL MIXTURE (MIX THOROUGHLY)
6 PARTS GOOD QUALITY TOPSOIL,
2 PARTS WELL ROTTED COW MANURE,
1 PART PEAT MOSS,

PREPARATION OF BED
- EXCAVATE SHRUB BED TO SIZE OUTLINED ON DRAWINGS.
- MAINTAIN MINIMUM 300 mm DEPTH.

SPACING - AS DIRECTED.
REMOVE ANY SUBSOIL OR RUBBISH OFF SITE.
ALL DIMENSIONS ARE IN mm.

FERTILIZING - APPLY APPROVED WATER SOLUBLE FERTILIZER AT A RATE OF 9kg PER 100sq.m.
ENSURE FERTILIZER EVENLY RAKED INTO PLANTING SOIL MIXTURE.

BARE ROOT - (B.R. IN PLANT LIST).
SET BARE ROOT PLANT MATERIAL SO THAT ROOTS LIE IN NATURAL STATE.
GENTLY BACKFILL WITH SOIL MIXTURE, WORKING SOIL BETWEEN ROOTS. LIGHTLY TAMP SOIL TO ELIMINATE AIR POCKETS AND REDUCE SETTLEMENT. WATER PLANTING BED THOROUGHLY, IMMEDIATELY AFTER PLANTING.

NOTES:
- PLANTING METHOD ILLUSTRATED, SHALL APPLY EQUALLY TO BARE ROOT STOCK AND POTTED STOCK.
- SET SHRUBS 50 mm HIGHER THAN SURROUNDING GRADE TO ALLOW FOR SETTLEMENT.
- PLANTING IN GROUPS SHALL BE SET IN EQUAL ON CENTER SPACING.
- THE ABOVE DETAIL DOES NOT REPRESENT ANY PARTICULAR SPECIES.

4 Ground Cover Planting - On Slab Scale: NTS

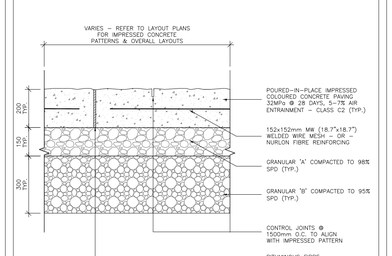

NOTES:
1. CONCRETE INSTALLATION TO CONFORM WITH OPSS 350.
2. GRANULAR 'A' AND 'B' TO CONFORM TO OPSS 1010.
3. SUBGRADE & GRANULAR COMPACTION TO CONFORM WITH OPSS 501.
4. PROTECT ALL CONCRETE FROM DAMAGE AND VANDALISM UNTIL SET.
5. HAND FORM ALL JOINTS AND EDGES USING HAND TROWELS.
6. SAW-CUT ALL CONTROL JOINTS IMMEDIATELY UPON CONCRETE SETTING.
7. DRAINAGE SLOPE TO BE MINIMUM 1.0-2.0% - REFER TO APPROPRIATE GRADING INFORMATION, OR AS DIRECTED ON SITE.
8. FINAL CONCRETE COLOUR TO BE SPECIFIED BY LANDSCAPE ARCHITECT. SUBJECT TO MUNICIPAL APPROVAL.
9. COLOUR TO BE INTEGRAL (THROUGHOUT ENTIRE THICKNESS) WITH CONCRETE).

5 Vehicular Patterned Pip Coloured Concrete Paving Scale: NTS

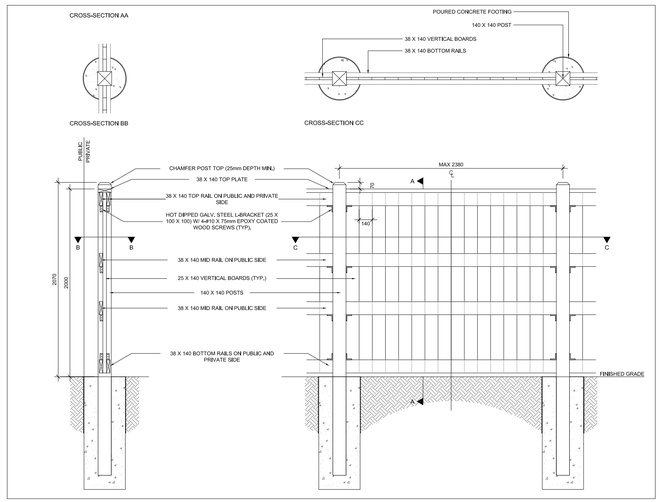

6 2000mm Ht. Wooden Garbage Enclosures Scale: NTS

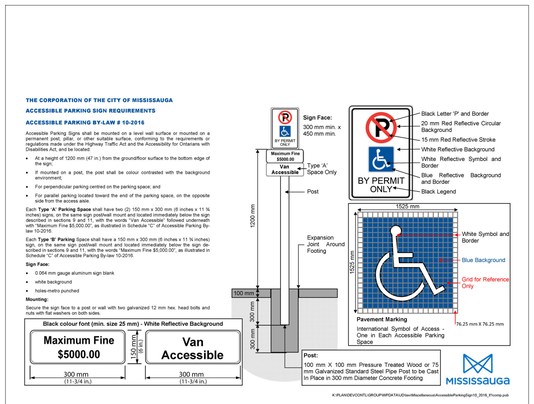

7 Parking and Associated Signage for Persons with Disabilities Scale: NTS

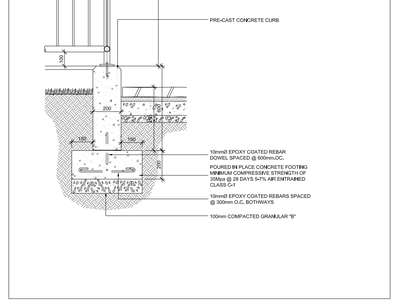

8 1.2m HT Metal Fence (Twon House) Scale: NTS

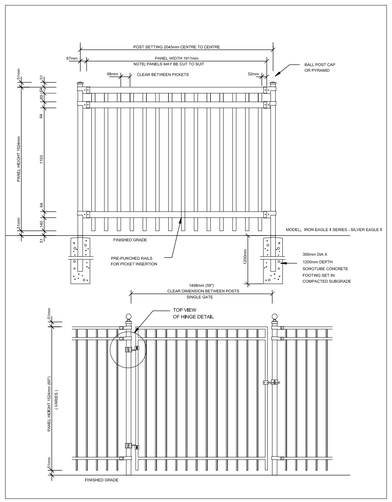

9 Fence & Gate (Play Area) Scale: NTS

Key Plan

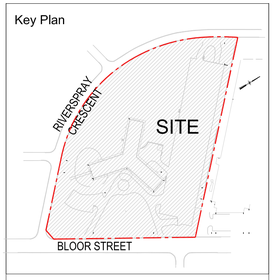

Legend

No	Date	Revisions	By
3.0	09.08.2026	ISSUED FOR ZBA & SPA SUBMISSION #3	SM
2.0	01.23.2026	ISSUED FOR SPA SUBMISSION #2	SM
1.0	08.15.2025	ISSUED FOR SPA SUBMISSION #1	SM

The drawing, as an instrument of service, is provided by, and is the property of, The MBTW Group. The contractor shall check and verify all dimensions and report all errors and omissions to the Landscape Architect, whose work is related to this drawing before proceeding with the work. This drawing is not to be scaled.

ONTARIO ASSOCIATION OF LANDSCAPE ARCHITECTS
CHRISTINE [illegible]
MEMBER

Designed By | North Arrow

Capreit Apartments Inc
11 CHURCH STREET, TORONTO, ON M5E 1W1
Tel 416.861.9404 hello@capreit.net
CANADIAN APARTMENT PROPERTIES • REIT

the mbtw group
landscape architecture | urban design | design guidance | architecture | golf design | leisure design
255 Wicksteed Ave., Unit 1A | Toronto, Ontario, Canada M4H 1G8
T: (416) 449-7787 | F: (416) 449-1503 | www.mbtw-wsl.com

Project Name:
1055 Bloor Street
Stacked Townhouses
City of Mississauga

Site Plan Application Number : SP 25-49 W3

Sheet Title:
Site Details

Designed:	Drawn:	Scale:	Drawing No.:
SM	PP	AS SHOWN	LD-2
Date of Drawing: July 2025		Job No.: CRT002	