BLOCK A WEST ELEVATION

SUITE 38a	SUITE 4B	SUITE 4B
EBF: 37.29 sm	EBF: 54.96 sm	
UPO: 3.20 sm	UPO: 6.40 sm	
% UPO: 7.62% PERMIT. UPO: 16.8%	% UPO: 11.64% PERMIT. UPO: 14.1%	
MINIMUM LIMITING DISTANCE: 2.56 m	MINIMUM LIMITING DISTANCE: 2.55 m	

BLOCK B WEST ELEVATION

SUITE 38a	SUITE 4B	SUITE 4B
EBF: 35.68 sm	EBF: 54.96 sm	
UPO: 3.20 sm	UPO: 6.40 sm	
% UPO: 8.97% PERMIT. UPO: 100%	% UPO: 11.64% PERMIT. UPO: 100%	
MINIMUM LIMITING DISTANCE: 15.14 m	MINIMUM LIMITING DISTANCE: 15.14 m	



WEST ELEVATION (BLOCKS A & B)
SCALE: 1 : 100
4 / A4 10

BLOCK A/B NORTH ELEVATION

SUITE 38a	SUITE 4B	SUITE 3B	SUITE 3B+O
EBF: 35.97 sm	EBF: 45.76 sm	EBF: 35.25 sm	EBF: 45.03 sm
UPO: 8.91 sm	UPO: 14.43 sm	UPO: 8.91 sm	UPO: 14.43 sm
% UPO: 24.77% PERMIT. UPO: 100%	% UPO: 31.53% PERMIT. UPO: 100%	% UPO: 25.27% PERMIT. UPO: 100%	% UPO: 32.04% PERMIT. UPO: 100%
MINIMUM LIMITING DISTANCE: 8.00 m	MINIMUM LIMITING DISTANCE: 8.00 m	MINIMUM LIMITING DISTANCE: 8.00 m	MINIMUM LIMITING DISTANCE: 8.00 m

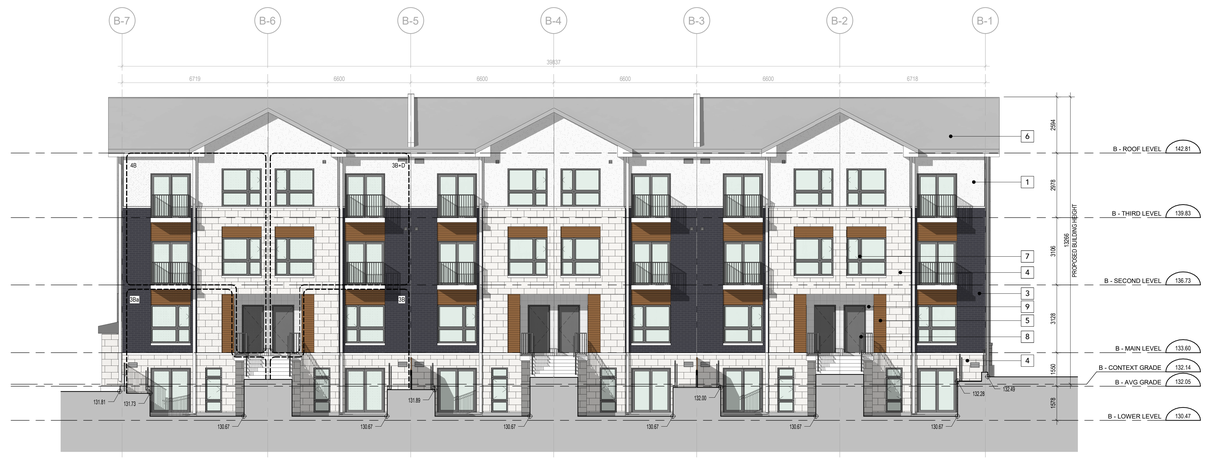

NORTH ELEVATION (BLOCKS A & B)
SCALE: 1 : 100
2 / A4 10

BLOCK A EAST ELEVATION

SUITE 38a	SUITE 4B	SUITE 4B
EBF: 37.29 sm	EBF: 54.96 sm	
UPO: 3.20 sm	UPO: 6.40 sm	
% UPO: 8.58% PERMIT. UPO: 100%	% UPO: 11.64% PERMIT. UPO: 100%	
MINIMUM LIMITING DISTANCE: 13.11 m	MINIMUM LIMITING DISTANCE: 13.11 m	

BLOCK B EAST ELEVATION

SUITE 38a	SUITE 4B	SUITE 4B
EBF: 41.99 sm	EBF: 54.96 sm	
UPO: 3.20 sm	UPO: 6.40 sm	
% UPO: 7.62% PERMIT. UPO: 15.3%	% UPO: 11.64% PERMIT. UPO: 14.1%	
MINIMUM LIMITING DISTANCE: 2.55 m	MINIMUM LIMITING DISTANCE: 2.55 m	



EAST ELEVATION (BLOCKS A & B)
SCALE: 1 : 100
3 / A4 10

BLOCK A/B SOUTH ELEVATION

SUITE 38a	SUITE 4B	SUITE 3B	SUITE 3B+O
EBF: 35.97 sm	EBF: 45.76 sm	EBF: 35.25 sm	EBF: 45.03 sm
UPO: 8.91 sm	UPO: 14.43 sm	UPO: 8.91 sm	UPO: 14.43 sm
% UPO: 24.77% PERMIT. UPO: 100%	% UPO: 31.53% PERMIT. UPO: 100%	% UPO: 25.27% PERMIT. UPO: 100%	% UPO: 32.04% PERMIT. UPO: 100%
MINIMUM LIMITING DISTANCE: 18.83 m	MINIMUM LIMITING DISTANCE: 18.83 m	MINIMUM LIMITING DISTANCE: 18.83 m	MINIMUM LIMITING DISTANCE: 18.83 m



SOUTH ELEVATION (BLOCKS A & B)
SCALE: 1 : 100
1 / A4 10

Kohn

Kohn Partnership Architects Inc.
116 Spadina Avenue, Suite 501, Toronto ON M5V 2K6
Tel 416.703.6700 www.kohnarchitects.com

ALL DIMENSIONS ARE GIVEN IN MILLIMETRES UNLESS OTHERWISE INDICATED.

DO NOT SCALE DRAWINGS.

CONTRACTOR SHALL VERIFY AND CHECK ALL DIMENSIONS AND CONDITIONS ON SITE PRIOR TO STARTING ANY OF THE WORK AND REPORT ANY DISCREPANCY TO THE ARCHITECT AND CONSULTANTS BEFORE PROCEEDING. CONSTRUCTION MUST CONFORM TO ALL APPLICABLE CODES AND REQUIREMENTS OF AUTHORITIES HAVING JURISDICTION PERTAINING TO THIS APPLICATION.

THE ARCHITECT BEARS NO RESPONSIBILITY FOR THE INTERPRETATION OF THESE DOCUMENTS BY THE CONTRACTOR. UPON WRITTEN APPLICATION THE ARCHITECT WILL PROVIDE WRITTEN OR GRAPHIC CLARIFICATION AS SUPPLEMENTARY INFORMATION REGARDING THE INTENT OF THE CONTRACT DOCUMENTS.

LOCATIONS OF EXPOSED MECHANICAL OR ELECTRICAL DEVICES, FITTINGS AND FIXTURES ARE INDICATED ON ARCHITECTURAL DRAWINGS, WHICH SHALL GOVERN OVER THE MECHANICAL AND ELECTRICAL DRAWINGS. THOSE ITEMS NOT CLEARLY LOCATED, TO BE LOCATED AS DIRECTED BY THE ARCHITECT.

NO INVESTIGATION HAS BEEN UNDERTAKEN OR REPORTED ON THIS OFFICE IN REGARDS TO THE ENVIRONMENTAL CONDITIONS OR POLLUTIONS OF THIS SITE.

COPYRIGHT 2005 KOHN ARCHITECTS INC.

COPYRIGHT OF THIS DRAWING AND THE DESIGN INTENT IS RESERVED BY THE ARCHITECT. THE DRAWINGS AND SPECIFICATIONS AND DOCUMENTS ARE AN INSTRUMENT OF SERVICE BY KOHN ARCHITECTS INC. AND THE DRAWINGS AND INFORMATION CONTAINED THEREIN MAY NOT BE REPRODUCED IN WHOLE OR IN PART WITHOUT PRIOR WRITTEN PERMISSION OF THE KOHN ARCHITECTS INC.

ALL DRAWINGS ARE THE PROPERTY OF THE ARCHITECT AND MUST BE RETURNED ON REQUEST

ISSUE DATES AND DISTRIBUTION LOG

No.	Date	Note
1	25/08/13	SPA SUBMISSION
2	26/01/23	SPA RESUBMISSION
3	26/05/06	SPA RESUBMISSION
4	26/09/11	ISSUED FOR ZBA/SPA RESUBMISSION

MATERIAL LEGEND

1	OFF-WHITE EIFS
2	GRAY EIFS
3	CHARCOAL MASONRY BRICK
4	OFF-WHITE ARCHITECTURAL STONE
5	WOOD GRAIN HORIZONTAL FIBRE CEMENT BOARD
6	GRAY ARCHITECTURAL SHINGLES
7	CHARCOAL VINYL WINDOW FRAMES
8	GRAY ALUMINUM PICKET RAILING SYSTEM
9	OFF-WHITE PORCELAINE TILE

KEY PLAN



SITE PLAN APPLICATION #: SP 25-49 W3

CANADIAN APARTMENT PROPERTIES • REIT

ONTARIO ASSOCIATION OF ARCHITECTS
ANDREW C MURFITT
LICENCE
8557
SEAL

Project:
1055 BLOOR STREET STACKED TOWNHOUSES

CAPREIT APARTMENTS INC.

11 CHURCH STREET, TORONTO, ON M5E 1W1
Tel 416.861.9404 hello@capreit.net

Drawing Title:
ELEVATIONS (BLOCKS A & B)

Project Manager Team:	Project No.
AN	25-106
Date Plotted:	Scale:
2026-09-11 6:11:59 PM	As indicated
	Drawing No.:
	A4 10

FILE NAME:Autodesk Docs://25106_1055BloorSt_ACC/25106_1055BloorSt.rvt

A0